



Determinazione del Responsabile Ufficio Formazione n° 1409 del 3 DIC. 2015

Oggetto: Aggiornamento senza oneri, Dirigente Medico, Dott. Matta Gildo.

Pubblicata all'Albo Pretorio dell'Azienda Ospedaliera a partire dal 3 DIC. 2015 per 15 giorni consecutivi e posta a disposizione per la consultazione.

Il Responsabile Ufficio Formazione

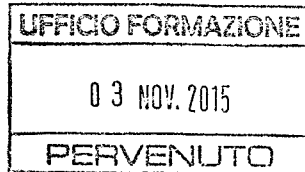
- Visto** il D. Lgs. n. 502/92 e successive modificazioni ed integrazioni;
- Viste** le Leggi Regionali n. 10/2006 e n. 05/2007;
- Vista** la Deliberazione n. 263 del 04.03.2015, con la quale il Commissario Straordinario ha autorizzato il Responsabile dell'Ufficio Formazione Dott. Andrea Corrias, a predisporre le Determinazioni;
- Vista** la comunicazione Prot. n° 20974 del 03.11.2015 con la quale la Ditta Toshiba S.r.l. si è resa disponibile ad invitare un Medico della S.C. di Radiologia al Congresso: "101th RSNA Meeting", che si terrà a Chicago dal 29.11.2015 al 04.12.2015;
- Considerato** che il Direttore del Dipartimento di Diagnostica per Immagini ha autorizzato a partecipare al suddetto Congresso il Dirigente Medico, Dott. Matta Gildo;
- Atteso** che il Responsabile dell'Ufficio Formazione ha espresso parere favorevole in merito;
- Ritenuto** di dover autorizzare la partecipazione del Dirigente Medico della S.C. di Radiologia, Dott. Matta Gildo al Congresso: "101th RSNA Meeting", che si terrà a Chicago dal 29.11.2015 al 04.12.2015; di dover prendere atto che le spese di iscrizione, viaggio e soggiorno saranno totalmente a carico della Ditta Toshiba S.r.l.

DETERMINA

Per i motivi esposti in premessa:

1. Autorizzare la partecipazione del Dirigente Medico della S.C. di Radiologia, Dott. Matta Gildo al Congresso "101th RSNA Meeting", che si terrà a Chicago dal 29.11.2015 al 04.12.2015.
2. Dare atto che le spese di iscrizione, viaggio e soggiorno saranno totalmente a carico della Ditta Toshiba S.r.l.
3. Trasmettere la presente determinazione al Direttore della S.C. del Personale per gli adempimenti normativi di competenza.

Il Responsabile dell'Ufficio Formazione
Dott. Andrea Corrias



00144 Roma - Via Canton, 115
Dir. Gen. Amm., Comm.le Tel. +39 06 520771 - Fax +39 06 5295879
Serv. Tecnico Tel. +39 06 52077208 - Fax +39 06 5204739
FILIALE NORD: 20871 Vimercate (MB) - Via Torri Bianche, 6
Tel. +39 039 690651 - Fax +39 039 6260564
ita.tosh@toshiba-medical.eu - www.toshiba-europe.com/medical

DOC-7-38[I] Rev.8

Raccomanda

AO BROTZU

PG/2015/ 0020974 del 03/11/2015 ore 09,38

Mittente: TOSHIBA

Assegnatario: Ufficio Formazione

Spett.le
Azienda Ospedaliera Brotzu
Piazzale Alessandro Ricchi, 1
09134 Cagliari



c.a. Direttore Generale
c.c. Direttore Sanitario

Ns Prot. N°121 DC/bb del 29 ottobre 2015

Oggetto: RICHIESTA DI AUTORIZZAZIONE PER PARTECIPAZIONE ALL'EVENTO: "101TH RSNA MEETING - CHICAGO, 29 NOVEMBRE - 4 DICEMBRE 2015"

L'impresa scrivente, in considerazione delle tematiche sulle quali si incentra la manifestazione in oggetto ed allo scopo di contribuire allo sviluppo delle conoscenze tecnico/scientifiche del settore specialistico nel quale essa opera, ha il piacere di invitare un Vostro dipendente appartenente al Reparto di Radiologia della Vostra struttura a partecipare all'anzidetto evento che si terrà dal 29 novembre al 4 dicembre 2015 a Chicago.

La informiamo che eventuali spese di iscrizione, viaggio e soggiorno, saranno a nostro esclusivo carico.

Nel caso di accoglimento della nostra richiesta, Vi preghiamo di restituire alla società scrivente copia della presente comunicazione-invito debitamente firmata per autorizzazione, con l'indicazione della persona da Voi designata.

L'occasione è gradita per porgere distinti saluti.

Roma, 29 ottobre 2015

Toshiba Medical Systems S.r.l.
Procuratore Speciale
Dario Cataldo

Si propone Dr. Gildo Natta

AZIENDA OSPEDALIERA "G. BROTZU"

S.C. di RADIOLOGIA

Direttore: Dott. Grazia Bitti

AZIENDA OSPEDALIERA "G. BROTZU"

DIPARTIMENTO DI DIAGNOSTICA PER IMMAGINI

Direttore: Dott. Pier Paolo Bacchiddu

Il sottoscritto (generalità e qualifica) autorizza il
Dott. (generalità e qualifica) a partecipare alla
manifestazione descritta in oggetto.

AZIENDA OSPEDALIERA G. BROTZU
UFFICIO FORMAZIONE

In fede
(data, timbro e firma)



* Certified Management System
* EN ISO 9001
* EN ISO 13485

Rapp invio fax

10-NOV-2015 12:06 MAR

Numero fax : 070539752
Nome : UFF. FORMAZIONE

Nome/Numero : 0065295879
Pag. : 1
Ora iniz. : 10-NOV-2015 12:06 MAR
Tempo trascorso : 00' 44"
Modalita' : STD G3
Risultati : [O.K]

TOSHIBA
Leading Innovation >>>

UFFICIO FORMAZIONE
03 NOV. 2015
PERVENUTO

TOSHIBA MEDICAL SYSTEMS S.R.L.

00144 Roma - Via Canton, 115
Dir. Gen. Amm., Comm. Tel. +39 06 520771 - Fax +39 06 5295879
Serv. Tecnico Tel. +39 06 5207208 - Fax +39 06 5204739
FILIALE NORD: 20871 Vimercate (MB) - Via Torri Bianche, 6
Tel. +39 039 690651 - Fax +39 039 6260564
it.tosh@toshiba-medical.eu - www.toshiba-europe.com/medical

DOC-7-3811 Rev.8

Raccomanda

AO BROTZU

PG/2015/0020974 del 03/11/2015 ore 09,38

Membre TOSHIBA

Assegnatario: Ufficio Formazione

Spett.le
Azienda Ospedaliera Brotzu
Piazzale Alessandro Ricchi, 1
09134 Cagliari

c.a. Direttore Generale
c.c. Direttore Sanitario



Ns Prot. N°121 DC/bb del 29 ottobre 2015

Oggetto: RICHIESTA DI AUTORIZZAZIONE PER PARTECIPAZIONE ALL'EVENTO: "101TH RSNA MEETING - CHICAGO, 29 NOVEMBRE - 4 DICEMBRE 2015"

L'impresa scrivente, in considerazione delle tematiche sulle quali si incentra la manifestazione in oggetto ed allo scopo di contribuire allo sviluppo delle conoscenze tecnico/scientifiche del settore specialistico nel quale essa opera, ha il piacere di invitare un Vostro dipendente appartenente al Reparto di Radiologia della Vostra struttura a partecipare all'anzidetto evento che si terrà dal 29 novembre al 4 dicembre 2015 a Chicago.

La informiamo che eventuali spese di iscrizione, viaggio e soggiorno, saranno a nostro esclusivo carico.

Nel caso di accoglimento della nostra richiesta, Vi preghiamo di restituire alla società scrivente copia della presente comunicazione-invito debitamente firmata per autorizzazione, con l'indicazione della persona da Voi designata.

L'occasione è gradita per porgero distinti saluti.

Roma, 29 ottobre 2015

Toshiba Medical Systems S.r.l.
Prowaratore Speciale
Dario Cataldo

Si propone Dr. Gildo Matta

AZIENDA OSPEDALIERA "G. BROTZU"

S.C. di RADIOLOGIA

Direttore: Dott. Grazia Bitti

AZIENDA OSPEDALIERA "G. BROTZU"

DIPARTIMENTO DI DIAGNOSTICA PER IMMAGINI

Direttore: Dott. Pier Paolo Bacchiddu

Il sottoscritto (generalità e qualifica) autorizza il
Dott. (generalità e qualifica) a partecipare alla
manifestazione descritta in oggetto.

AZIENDA OSPEDALIERA G. BROTZU
UFFICIO FORMAZIONE

In fede
(data, timbro e firma)



Conformità Management
Sistemi
DIN EN ISO 9001
DIN EN ISO 13485

REG. TRIB. DI ROMA N. 678/58 - C.C.I.A.A. 217038 - C.F. 00482440592 - P.IVA 06807041000 - CAP. SOC. EURO 520.000 INT. VFRS

INNOVATION
IS THE KEY
TO OUR FUTURE

100th RSNA[®] 2015

REGISTRATION AND HOUSING

101ST Scientific Assembly and Annual Meeting
McCormick Place, Chicago

November 29 – December 4

Register and Book your Hotel Room: Meeting.RSNA.org

KEYNOTE ADDRESSES DEFINE THE SPECIALTY

RSNA 2015 celebrates 100 years at the forefront of the radiology industry—bringing together the specialty's leading professionals for educational opportunities and networking, and providing a forum for collaboration on the latest innovations by practitioners and manufacturers alike. Join the celebration for a look ahead to radiology's future.




Ronald L. Arenson, M.D.
Radiological Society of North America

President's Address:
Going Boldly into
Radiology's Technological
Future: Why Our Profession
Must Embrace Innovation




Darrell G. Kirch, M.D.
President & CEO, Association of American Medical Colleges

Special Lecture:
Radiology, Medicine, and
Healthcare: Will Inaction or
Innovation Determine Our
Future?




Jeffrey R. Immelt
Chairman & Chief Executive Officer, General Electric

New Horizons Lecture:
Redefining Innovation



James H. Thrall, M.D.
Massachusetts General Hospital

Annual Oration in Diagnostic Radiology:
Trends and Developments
Shaping the Future of
Radiology



Walter J. Curran Jr., M.D.
Emory University School of Medicine

Annual Oration in Radiation Oncology: NRG Oncology and the National Cancer Institute's National Clinical Trials Network: A Case Study for Innovation in Multi-Disciplinary Cancer Research

GOLD MEDALISTS



Hedvig Hricak, M.D., Ph.D., Dr. h.c.
New York, NY



Robert A. Novelline, M.D.
Boston, MA



Steven E. Seltzer, M.D.
Brookline, MA



Lorenzo Bonomo, M.D.
Rome, Italy



Chamaree Chuapetcharasopon, M.D.
Bangkok, Thailand



Jung-Gi Im, M.D.
Seoul, Korea



Kay H. Vydareny, M.D.
Tucson, AZ



G. Scott Gazelle, M.D., Ph.D.
Boston, MA

HONORARY MEMBERS

OUTSTANDING EDUCATOR

OUTSTANDING RESEARCHER

ADDITIONAL OPPORTUNITIES

Streamline your onsite experience with advance planning that lets you experience RSNA 2015 with ease. Avoid the onsite registration lines when you sign up now to participate in Bistro RSNA, the 5k Fun Run and the Virtual Meeting.

BISTRO RSNA

Sunday, November 29 to Wednesday, December 2

11:00 AM to 2:30 PM

Technical Exhibits, Halls A and B; Learning Center, Hall D

Thursday, December 3

11:00 AM to 2:30 PM

Learning Center, Hall D only

With new chefs offering a greater variety of gourmet cuisine and ample seating, Bistro RSNA provides a convenient option to sit down to a comfortable lunch and network with colleagues without leaving the hub of activity. Purchase your ticket in advance for just \$22 per day (onsite price \$24 per day). Bistro RSNA also offers concierge service so you can line up other meals or events around the city. Visit BistroRSNA.com/attendee.php for menus and more information.



5k FUN RUN TO POWER CRITICAL RESEARCH

Tuesday, December 1

6:30 AM

Arvey Field, South Grant Park, Chicago

Join us for the RSNA 2015 5k Fun Run and support radiology research and education with proceeds benefiting the RSNA R&E Foundation. Whether you run, walk or wheel, enjoy an outing for a good cause and network with your colleagues along Chicago's beautiful Lake Michigan shoreline.

Your fully tax-deductible donation benefits the R&E Foundation. Participants receive a commemorative T-shirt, while supplies last.

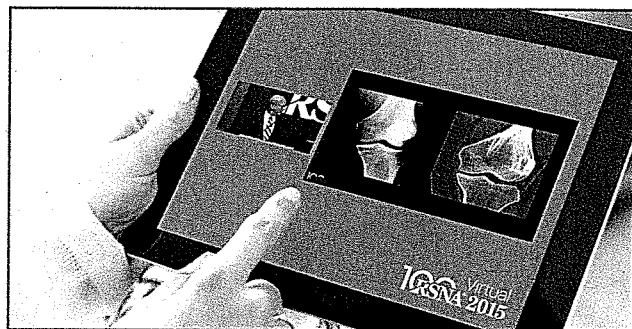
Please note, in case of inclement weather, the Fun Run may be canceled. All Fun Run fees are non-refundable and non-transferable.



EXPERIENCE RSNA 2015 FROM ANYWHERE

Add the Virtual Meeting to your registration package to access 66 live-streamed and on-demand sessions, scientific presentations and education exhibits, and Cases of the Day, either during or after the event. The Virtual Meeting is available on-demand until December 21 at 4 PM CT.

Earn CME for live courses only.



Go to RSNA.org/Register to add the 5k Fun Run, Virtual Meeting and to purchase Bistro RSNA tickets in advance.



EDUCATION AND SCIENCE

Never-before-seen discoveries are unveiled at the RSNA annual meeting. More than 400 educational courses and 200 scientific sessions that feature over 1,700 scientific oral presentations covering both traditional and cutting-edge topics in 16 subspecialties.

ACADEMY OF RADIOLOGY LEADERSHIP AND MANAGEMENT

The Academy of Radiology Leadership Management (ARLM), sponsored by five participating radiology education societies, gives you the opportunity to enhance your career and develop as a professional. Medical imaging professionals can earn a Certificate of Achievement from ARLM by earning 50 education credits across a spectrum of core learning domains, including Financial Skills, Human Resources, Professionalism, Legal/Contracting, Academic Mission and General Management.



ASRT@RSNA 2015

A 1½-day series of 10 sessions, presented in collaboration with the American Society of Radiologic Technologists, offers opportunities for radiologic technologists and radiation therapists to earn up to 10 Category A+ credits.




ASSOCIATED SCIENCES CONSORTIUM PROGRAM

The Associated Sciences Consortium is an RSNA working group representing 11 professional societies in radiologic sciences, technology and administration. It sponsors eight, 90-minute educational courses during the annual meeting.


BOLSTERING ONCORADIOLOGIC AND ONCORADIOTHERAPEUTIC SKILLS FOR TOMORROW (BOOST) PROGRAM

Leaders in radiation oncology, diagnostic radiology, biology and physics provide 3 days of concentrated courses. Each day focuses on particular diseases and includes a refresher course on anatomy, natural history and contouring, scientific papers and case-based reviews.

CASE-BASED INTERACTIVE SERIES




Each interactive series comprises multiple courses intended to aid self-assessment and increase knowledge. Topics in 2015 include abdomen, breast, cardiac CT, MR, musculoskeletal, nuclear medicine, neuroradiology, pediatric, thoracic imaging and ultrasound. An audience-response system assists with self-assessment.

Build your agenda online at Meeting.RSNA.org. Have your Registrant ID ready. A limited number of courses require an e-ticket. These are noted with the e-ticket icon in the online program. 

New this year: You will not receive printed tickets for any courses. Rather, present your meeting badge at the door for admittance. Seating is on a first-come, first-served basis.

Questions? Contact MyAgenda@rsna.org.

CASES OF THE DAY



AMA PRA Category 1 Credits™ are available for correctly diagnosing any of the Cases of the Day exhibits located in the Lakeside Center. The cases are displayed in electronic format with 15 new cases featured daily. Participants can submit their diagnosis for any of the cases and receive 0.50 AMA PRA Category 1 Credits™ for each correct diagnosis submitted.

Cases of the Day are also available through our Virtual Meeting.

CIR@RSNA 2015

Featured session: Diagnóstico Precoz por Imagen en la Población (Population-based Preventative Imaging from CIR: Session of the Interamerican College of Radiology [CIR]) features presentations on diagnostic breakthroughs from our Latin American colleagues.

Topics include a review of the state-of-the-art in population-based preventive imaging including discussions on preventive imaging approaches for all major organ systems and key pathologies, ranging from dementia, cardiovascular disease, colon, liver, lung, and breast cancer. Different imaging technologies in preventive imaging such as CT, MRI and ultrasound will also be illustrated. This course is presented in Spanish with English translation.

ESSENTIALS OF RADIOLOGY

A 2½-day series of courses for general radiologists, residents and subspecialists who want to review other areas of radiology. 2015 topics include breast, cardiac, chest, genitourinary, musculoskeletal, neuro, pediatric, gastrointestinal imaging and non-interpretive skills.

HANDS-ON WORKSHOPS




One and a half-hour workshops demonstrate the use of medical equipment and/or devices. Course topics include MR Imaging-guided Breast Biopsy, Techniques for Interventional Sonography and Thermal Ablation, 3-D Printing, Master Class in Musculoskeletal Ultrasound, Carotid and Renal Doppler, Fallopian Tube Catheterization and others.

HOSPITAL ADMINISTRATORS SYMPOSIUM

Designed for hospital administrators and healthcare executives, this course will cover future health payment and delivery changes and their relationship to radiology, practical techniques for leading change in radiology and understanding methods of radiology data analysis that may be helpful to a hospital. Discussions will also include how considering the principles of high reliability can improve radiology quality, the benefits of radiology integration in the era of population health and understanding the 2017 CMS mandate for decision support of advanced imaging.





EDUCATION AND SCIENCE

INFORMATICS COURSES

More than 30 informatics courses take place during the RSNA annual meeting. Topics include advanced imaging tools, online searching and RSNA informatics projects such as MIRC®, RadLex®, IHE®, and Reporting.

MOLECULAR IMAGING SYMPOSIUM

Series of courses addressing molecular imaging for the practicing radiologist with topics including neurologic and oncologic applications.

NIH GRANTSMANSHIP WORKSHOP

This workshop provides a greater understanding of the NIH grants process for preparing a research or training grant application, learning the elements of a competitive grant application and gaining insight into new features of the NIH review process. The workshop also illustrates the review process in action through a mock study section.

POSTERS AND EXHIBITS




The Learning Center houses thousands of education exhibits and scientific posters available for viewing, covering a range of subspecialties. During the lunch hour, authors will be present for Poster Discussions.

SCIENCE SESSIONS

Scientific paper presentations reveal newly completed hypothesis-driven research in a comprehensive study that includes a work-in-process report covering ongoing research on emerging ideas and techniques and initial defined results, or a brief pertinent report on a particular new aspect or understanding of clinical radiology.

QUALITY IMPROVEMENT STORYBOARDS



Storyboards describing quality assessment and improvement in radiology are displayed in our Learning Center. These storyboards describe quality initiatives undertaken to improve patient care or services.

QUALITY IMPROVEMENT SYMPOSIUM

Series of three courses that focus on quality improvement in a radiology practice. RSNA will award Quality Essentials Certificates of Completion to attendees who successfully participate in Session II and/or Session III.

QUANTITATIVE IMAGING READING ROOM


Explore a showcase of products that integrate quantitative analysis into the image interpretation process in the Learning Center. Exhibits throughout the week feature informational posters, computer-based demonstrations and "Meet the Experts" presentations. These exhibits are educational in nature and not designed for product promotion.

RESIDENT AND FELLOW SYMPOSIUM



Program provides useful information to residents and fellows as they begin their career paths. Topics include a review of the radiology job market and how to optimize the job search and interview process.

RSNA DIAGNOSIS LIVE™ DL



These exciting expert-moderated sessions feature a series of interactive case studies to challenge radiologists' diagnostic skills. Submit and discuss your responses with your colleagues in a fast-paced game format. Bring your own charged mobile device to play along.

RSNA/ESR EMERGENCY SYMPOSIUM

A joint session with the European Society of Radiology will review the principles of emergency radiology in pediatric, nose and throat, central nervous system, chest and abdomen.

SELF-ASSESSMENT MODULES (SAMS) SAM

The American Board of Radiology (ABR) granted approval to RSNA for SAM Deemed Status. This allows RSNA to develop and implement, without prior ABR review, enduring SAMS and in-person "live" SAMS that satisfy ABR Part II MOC requirements. Select RSNA courses have been approved for SAMS. Each RSNA in-person SAM is available for up to 1.50 SAM credits and 1.50 AMA PRA Category 1 Credits™. RSNA annual meeting in-person SAMS are accredited by the MOC program of the Royal College of Physicians and Surgeons of Canada and are pending approval by the Canadian Association of Radiologists.

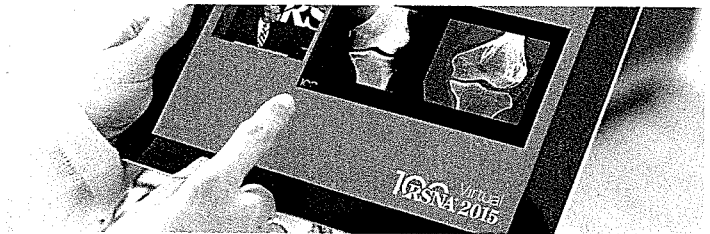
SPECIAL INTEREST, HOT TOPICS AND CONTROVERSIES



These sessions address radiology-related topics that are late-breaking, particularly controversial, or programs the RSNA Board of Directors deemed of particular importance. High levels of audience interest and opinion are expected, and audience viewpoints and questions are encouraged. Don't miss these dynamic, thought-provoking sessions.

Topics include Molecular Neuroimaging in Dementia: State-of-the-Art and Emerging Techniques, Prostate Imaging: Just What MR Techniques is Best?, Concussion and Dementia: Will Football be the Tobacco of this Century? and Quantitative MR Biomarkers in the MSK System.

VIRTUAL MEETING V



With the Virtual Meeting, you can tune in to a full slate of 66 live and on-demand sessions during RSNA 2015 and on-demand through December 21, 2015. The opportunity to earn CME credits is available for live activities only.

GERMANY PRESENTS

Featured session: Population-based Imaging: How Broader Research Efforts Can Effect Everyday Care and Prevention.

GERMANY
PRESENTS

This presentation will appraise the contribution population-based imaging can make to radiological knowledge and differentiate between classical and respective double-blind studies, the epidemiological, non-interventional approach to generate radiological knowledge. Discussion will also include assessing information regarding normal findings, normal range, and the like generated by population-based imaging studies.

MEXICO PRESENTS

Featured session: The Challenges of Radiology Education in Mexico and Some Proposals for Mexico and Latin American Countries. This presentation will explain some of the problems of the 52 university postgraduate programs in radiology and also the need for more academic radiologists.

MEXICO
PRESENTS

TO VIEW FULL LISTING OF COURSES, VISIT MEETING.RSNA.ORG

REGISTRATION INFORMATION

**SAVE TIME
REGISTER
ONLINE AT
MEETING.
RSNA.ORG**

TELEPHONE

(Mon - Fri, 8:00 AM - 5:00 PM CT)
1-800-650-7018
1-847-996-5862 (Outside U.S.
& Canada)

FAX

(Available 24 hours)
1-888-772-1888
1-301-694-5124

MAIL

Experient/RSNA 2015
5202 Presidents Court, Suite 310
Frederick, MD 21703 USA

QUESTIONS?

RSNA@
experient-inc.com



If you need aid or services at RSNA 2015 as identified under the Americans with Disabilities Act, call RSNA at 1-630-571-7862 by October 23.

Badges

Badges will be mailed starting in late October/early November to all international registrants enrolled by October 16 and domestic registrants enrolled by November 6. After these dates, badges must be picked up at the McCormick Place Convention Center.

Spouse/Family Member Badge

Full conference professional registrants are entitled to one complimentary spouse/family member badge; each additional badge is \$50. This badge is intended for use by a spouse or family member (16 and over) accompanying a full conference professional registrant to the meeting. It allows access to technical exhibit halls, Learning Center, and classrooms, space permitting, after all professional registrants have been seated. CME credit is not tracked or awarded. A co-worker or industry associate is not eligible for this badge and must register as a professional and pay the applicable registration fee.

To uphold the professional and educational standards of the RSNA annual meeting, children under 16 years of age are not permitted in the exhibit halls and will not be issued a badge.

Registration Changes and Cancellations

- Name changes are not allowed—new registration and payment is required.
- All registration cancellations must be made in writing to rsna@experient-inc.com by Nov. 6.
- A \$50 administrative charge applies per canceled registration.
- Refund requests received after November 6 will not be accepted.
- A new email confirmation is sent each time a change is made to your registration and housing record. Please check your "spam" or detained email folder.
- No refunds will be issued for Virtual Meeting registration purchased but not used.

Technical Exhibits Only

- A technical exhibits only badge is available for 1 or 2 days of admission to the technical exhibit halls. Admission to sessions and/or CME credit is not offered.
- Attendance for more than 2 days requires a full conference registration. See next page for categories and rates.
- A complimentary spouse/family badge is not available with this registration category.

Photography and Video Recording

Photography and video recording will be used throughout McCormick Place. By registering, you acknowledge the possibility of being photographed or filmed and give RSNA consent to use your image which may be used for marketing or promotional purposes.

Onsite Registration

Registrations processed after November 6 will reflect a \$150 increase over advance registration rates for most categories.

Bistro RSNA

With an extensive menu and ample seating, Bistro RSNA is an excellent option to sit down to a comfortable lunch and network with colleagues. Find Bistro RSNA in Technical Exhibit Halls A and B and Lakeside Hall D.

RSNA Welcomes International Attendees

International services and special signage featuring images will be placed in key areas at McCormick Place to assist you onsite. Although the annual meeting is officially in English, RSNA offers translation services in Chinese, Dutch, French, German, Italian, Japanese and Spanish at the Help Centers.

International Invitation Letter

RSNA offers an official letter of invitation for RSNA 2015 attendees. The letter of invitation, though not required for the visa application, can assist as a supporting document. Present this letter of invitation from RSNA to the Consular Officer during the visa interview.

Request a customized letter during online registration or by visiting RSNA.org/Visas.

All visa applicants are advised to apply for their visas as soon as travel to the United States is contemplated, and not later than 3-4 months in advance. **Apply early!**

Visa Waiver Program

The Visa Waiver Program (VWP) enables nationals of certain countries to travel to the United States for tourism or business for stays of 90 days or less without obtaining a visa. For more information go to travel.state.gov/content/visas/english/visit/visa-waiver-program.html.

REGISTRATION CATEGORIES AND RATES

RSNA 2015 Attendee Rate		Exhibits Only Daily Rate	Registration Categories and Codes
<i>Includes admission to RSNA educational sessions and exhibit halls for the duration of the meeting. +Virtual includes Virtual program live and on-demand.</i>		<i>Includes admission only to the exhibit halls</i>	
RSNA MEMBERS			
BY 11/6	+VIRTUAL		
\$0	\$100	*	11 RSNA Active Member
\$0		*	RSNA Active Member Presenter A. radiologist C. radiation oncologist B. radiologic physicist/scientist D. nuclear medicine physician
\$0	\$100	*	10 RSNA Associate Member
\$0		*	RSNA Associate Member Presenter A. administrator/business mgr F. medical dosimetrist K. radiologic physicist/scientist B. architect G. non-radiologist physician L. radiologist (board eligible) C. assistant (physician/radiologist) H. nurse practitioner M. registered nurse D. dentist I. radiation therapist N. sonographer E. educator J. radiographer O. technologist ^
\$0	\$25	*	12 RSNA Member-in-Training
\$0	\$25	*	17 RSNA Medical Student Member [†]
NON-MEMBERS			
\$900	\$1,200	\$325	14 Non-Member Physician A. radiologist B. radiologic scientist C. non-radiologist physician
\$200	\$500	*	15 Non-Member Resident/Trainee — <i>verification required</i>
\$0	\$300	*	18 Non-Member Student [†] — <i>verification required</i>
MEDICAL PHYSICISTS			
\$0	\$100	*	21 AAPM Member
\$900	\$1,200	\$325	22 Non-Member Physicist
HEALTHCARE PROFESSIONALS			
			<i>Individuals directly employed by: a hospital, healthcare network, university, or a hospital's free-standing facility administering to patients.</i>
\$200	\$500	*	23 Radiology Support Personnel — <i>verification required</i> A. technologist ^ E. nurse/nurse practitioner I. information technology/system support B. engineer F. educator J. telemedicine/communications specialist C. radiology business manager G. architect K. facility manager D. radiology administrator H. govt. employee (non-physician) L. assistant (physician/radiologist)
\$900	\$1,200	\$325	24 Hospital or Facility Executive A. hospital or facility administrator C. officer (CEO, CFO, CIO, COO) E. other senior-level personnel B. legal (in-house counsel) D. purchasing
INDUSTRY PERSONNEL			
\$900	\$1,200	\$325	25 Commercial Research and Development Personnel
\$900	\$1,200	\$325	27 Industry Personnel A. distributor B. manufacturer C. prospective exhibitor D. other
\$900	\$1,200	\$325	31 Healthcare Consultant A. attorney C. financial analyst E. staffing/recruitment B. computer analyst D. purchasing F. other



Verification Required
Registration categories 15, 18 and 23 require proper verification in order to be processed. These categories require a business card, a letter from hospital administration stating your role in radiology, a valid RT license or student ID copy.

Email RSNAverify@experient-inc.com, fax or mail verification with your registration form or upon completion of online registration.

Registrations without proper verification documentation will be charged the non-member full conference registration rate.

Badge classification is subject to RSNA approval and code/rate change.

Note: Registrations processed after November 6 will reflect a \$150 increase over advance registration rates.

* Exhibits Only registration is not applicable for this registration category — full conference registration is required (includes access to Technical Exhibits). See corresponding Full Conference Rate column.

† CME/CE credit is not tracked or awarded.

^ Category A and A+ Credit for technologists is not available through our Virtual Meeting.

CELEBRATE RADIOLOGY'S EVOLUTION

FOR 100 YEARS,

the Radiological Society of North America (RSNA) has fostered new innovations in medical imaging. How will radiology evolve into the next century?



INTERACTIVE TIMELINE

Predict the science and technological innovations that will drive patient care and RSNA forward as a new century of radiology begins. Share your ideas.



IMAGE CONTEST

Submit your image in one of four categories: Most Unusual Case, Radiology Art, Best Medical Image, or Best Photography. Winners will be unveiled at RSNA 2015.

Available Early September



SHOWCASE

Get a glimpse of future innovations when you view the Virtual Centennial Showcase.

Available November 28

CELEBRATE RSNA'S 100TH ANNIVERSARY WITH A LOOK TO THE FUTURE
Share your vision at RSNA.org/Centennial