



Determinazione del Responsabile Ufficio Formazione n° 992 del 21 SET. 2015

Oggetto: Aggiornamento senza oneri, Dirigente Medico, Dott. De Giorgi Franco.

Pubblicata all'Albo Pretorio dell'Azienda Ospedaliera a partire dal 21 SET. 2015 per 15 giorni consecutivi e posta a disposizione per la consultazione.

Il Responsabile Ufficio Formazione


- Visto** il D. Lgs. n. 502/92 e successive modificazioni ed integrazioni;
- Viste** le Leggi Regionali n. 10/2006 e n. 05/2007;
- Dato atto** che con la Deliberazione n. 1578 del 14.09.2015 il Commissario Straordinario ha nominato in via provvisoria la Dott.ssa Marinella Spissu, Direttore Medico di Presidio, sostituto del Responsabile dell'Ufficio Formazione Dott. Andrea Corrias per tutta la durata della assenza del medesimo al fine di assicurare la continuità del servizio;
- Vista** la comunicazione Prot. n° 17441 del 09.09.2015 con la quale la Ditta NGC Medical S.r.L. si è resa disponibile ad invitare un Medico della S.C. di Radiologia e Neuroradiologia Interventistica Vascolare al Congresso: "Cirse 2015", che si terrà a Lisbona dal 26.09.2015 al 30.09.2015;
- Considerato** che il Direttore del Dipartimento Diagnostica per Immagini ha autorizzato a partecipare al suddetto Congresso il Dott. De Giorgi Franco;
- Atteso** che il Responsabile dell'Ufficio Formazione ha espresso parere favorevole in merito;
- Ritenuto** di dover autorizzare la partecipazione del Dott. De Giorgi Franco al Congresso: "Cirse 2015", che si terrà a Lisbona dal 26.09.2015 al 30.09.2015; di dover prendere atto che le spese di partecipazione saranno totalmente a carico della Ditta NGC Medical S.r.L.

DETERMINA

Per i motivi esposti in premessa:

1. Autorizzare la partecipazione del Dott. De Giorgi Franco al Congresso: "Cirse 2015", che si terrà a Lisbona dal 26.09.2015 al 30.09.2015.
2. Autorizzare la partenza anticipata del Dott. De Giorgi Franco in data 25.09.2015 per poter arrivare in tempo utile per l'inizio del Congresso il 26.09.2015.
3. Dare atto che le spese di partecipazione saranno totalmente a carico della Ditta NGC Medical S.r.L.
4. Trasmettere la presente determinazione al Direttore della S.C. del Personale per gli adempimenti normativi di competenza.

Il Sostituto Responsabile dell'Ufficio Formazione
Dott.ssa Marinella Spissu



Novedrate, 7 settembre 2015



Spett.le
A.O. Brotzu
P.le A. Ricchi, 1
09100 Cagliari CA

Alla c.a.: - Direzione Generale
- Direzione Sanitaria

OGGETTO: CIRSE 2015 – Lisbona, 26/30 settembre 2015

Abbiamo il piacere di informarVi che, nell'ambito del contratto di service, saremmo lieti di supportare la partecipazione di un medico del Dipartimento di Radiologia e Neuroradiologia Interventistica Vascolare.

Il congresso in oggetto si terrà presso il Lisboa Congress Central di Lisbona dal 26 al 30 settembre e verranno trattati aspetti clinici e medici di importante interesse per la comunità medica, nonché per il migliore e più corretto impiego terapeutico della tecnologia medica.

N.G.C. Medical ritiene che il sostegno a favore di eventi formativi specifici costituisca parte del proprio contributo volto al miglioramento della qualità di vita dei pazienti.

Il programma scientifico è consultabile e scaricabile dal sito www.cirse.org.

N.G.C. Medical sarà disponibile a sostenere le seguenti spese necessarie alla partecipazione:

- o Iscrizione;
- o Spese viaggio: biglietto aereo;
- o Pernottamento: 5 notti;
- o Pasti: per la durata dell' evento.

Si precisa che la presente comunicazione viene fatta per garantire la piena trasparenza con riferimento alla sponsorizzazione di iscrizioni a congressi, in ottemperanza al proprio codice etico. N.G.C. Medical, infatti, è una società che opera nel settore biomedicale e pertanto non è soggetta alle autorizzazioni ed in ogni caso agli obblighi di legge previsti nel decreto legislativo n. 541 del 30.12.1992 specifico per le aziende che commercializzano medicinali o specialità farmaceutiche.

Restiamo in attesa di Vostro cortese riscontro alla presente e del nominativo, al fine di organizzare i dettagli della partecipazione.

Cordiali saluti.

N.G.C. MEDICAL S.r.l.
Il Procuratore
Dr. Paolo Cremascoli

N.G.C. Medical S.r.l.

Società a Socio Unico
22060 Novedrate (CO) – Strada Prov. Novedratese 35
phone +39.031.7941.11 – fax +39.031.792130
www.ncc.it – e-mail ncc@ncc.it – capitale sociale € 4.000.000,00 i.v.
partita iva 02196770131 – R.E.A. CO-234052
codice fiscale e n. registrazione Registro Imprese di Como 09831040150

AZIENDA OSPEDALIERA "G. BROTTU"
UFFICIO FORMAZIONE

Si propone Dr. Franco De Giorgi

AZIENDA OSPEDALIERA "G. BROTTU"
DIPARTIMENTO DI DIAGNOSTICA PER IMMAGINI
Direttore: Dott. Pier Paolo Bacchiddu

AZIENDA OSPEDALIERA "G. BROTTU"
S.C. di RADIOLOGIA
Direttore: Dott. Grazia Bitti

AZIENDA OSPEDALIERA G. BROTTU
UFFICIO FORMAZIONE

Rapp invio fax

17-SET-2015 12:02 GIO

Numero fax : 070539752
Nome : UFF. FORMAZIONE

Nome/Numero : 0031792130
Pag. : 1
Ora iniz. : 17-SET-2015 12:02 GIO
Tempo trascorso : 00' 38"
Modalita' : STD ECM
Risultati : [O.K]

NCC
medical

UFFICIO FORMAZIONE
19 SET 2015
PERVENUTO

Novedrate, 7 settembre 2015

AO BROTZU
PG/2015/ 0017441 del 09/09/2015 ore 09,44
Membre: NCC MEDICAL
Assicurazione: DIREZIONE GENERALE

Spett.le
A.O. Brotzu
P.le A. Ricchi, 1
09100 Cagliari CA

Alla c.a.: - Direzione Generale
Direzione Sanitaria

OGGETTO: CIRSE 2015 - Lisbona, 26/30 settembre 2015

Abbiamo il piacere di informarVi che, nell'ambito del contratto di service, saremmo lieti di supportare la partecipazione di un medico del Dipartimento di Radiologia e Neuroradiologia, Interventistica Vascolare.

Il congresso in oggetto si terrà presso il Lisboa Congress Central di Lisbona dal 26 al 30 settembre e verranno trattati aspetti clinici e medici di importante interesse per la comunità medica, nonché per il migliore e più corretto impiego terapeutico della tecnologia medica.

N.G.C. Medical ritiene che il sostegno a favore di eventi formativi specifici costituisca parte del proprio contributo volto al miglioramento della qualità di vita dei pazienti.
Il programma scientifico è consultabile e scaricabile dal sito www.cirse.org.

N.G.C. Medical sarà disponibile a sostenere le seguenti spese necessarie alla partecipazione:

- Iscrizione;
- Spese viaggio: biglietto aereo;
- Pernottamento: 5 notti;
- Pasti: per la durata dell'evento.

Si precisa che la presente comunicazione viene fatta per garantire la piena trasparenza con riferimento alla sponsorizzazione di iscrizioni a congressi, in ottemperanza al proprio codice etico. N.G.C. Medical, infatti, è una società che opera nel settore biomedicale e pertanto non è soggetta alle autorizzazioni ed in ogni caso agli obblighi di legge previsti nel decreto legislativo n. 541 del 30.12.1992 specifico per le aziende che commercializzano medicinali o specialità farmaceutiche.

Restiamo in attesa di Vostro cortese riscontro alla presente e dimostrativo, al fine di organizzare i dettagli della partecipazione.

Cordiali saluti

UFFICIO FORMAZIONE
AZIENDA OSPEDALIERA G. BROTZU



REGIONE AUTONOMA DELLA SARDEGNA
Azienda Ospedaliera Brotzu

S.C. di Radiologia

Cagliari, 10 settembre 2015

Al Signor Responsabile
Ufficio Formazione
Dot. Andrea Corrias
Sede

oggetto: comando senza oneri Dott. Franco De Giorgi

In riferimento alla richiesta del comando per il congresso CIRSE2015 che si terrà a Lisbona in data 26-30 settembre, il sottoscritto Franco De Giorgi chiede di potersi recare all'evento in data 25.09.2015 in quanto il congresso inizia alle ore 8.00 del giorno 26.09.2016

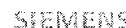
Cordiali saluti




HOME ([HTTP://WWW.ESIR.ORG/INDEX.PHP](http://www.esir.org/index.php))
SEARCH ([/LIBRARY/ESIR/BROWSE/SEARCH](/library/esir/browse/search))

[CIRSE 2015 \(/LIBRARY/ESIR/BROWSE/ITINERARY\)](/library/esir/browse/itinerary)

ESIRonline is kindly sponsored by:



Plan your Congress
The CIRSE 2015 Programme Planner




Discover IR with ESIRonline
Use ESIRonline to prepare for the ESIR examination

CIRSE 2014: Showcasing the best of IR

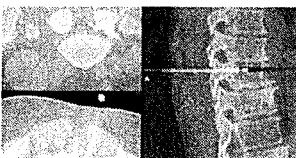


Make use of the largest IR resource on the web:

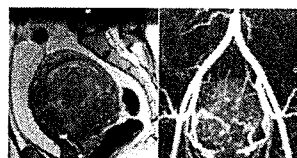
- Fully searchable database
- More than 8000 presentations
- Content from CIRSE events since 2006
- Regularly updated and curated



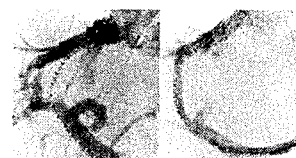
Find out more about access to ESIRonline




Spinal interventions and bone tumour ablation



New topic package: Women's Health




TIPS and portal vein interventions




Venous interventions and IVC Filters



GI Interventions



Embolisation In Trauma Haemorrhage



Topic Packages Browse Package overview

Enter your code here

ESIRonline voucher login

Varicose veins

*Co-ordinators: J.A. Brookes (London/UK),
L. Oguzkurt (Istanbul/TR)*

Endovenous treatment of symptomatic varicose veins has become more and more accepted throughout Europe. IRs are well suited to perform these therapies as they have the required skills, but unfortunately many are not yet familiar with the available techniques and devices.

This hands-on workshop provides an opportunity to gain familiarity with the most commonly used techniques and devices for endovenous therapy, including the handling of different fibres and probes, and the corresponding generators. Participants will learn how to best access the vein with ultrasound guidance, how to apply tumescent anaesthesia and how to use the appropriate devices. In addition, participants will be given the opportunity to gain insightful advice from expert users.

Learning objectives

- To learn about the different methods for endovenous treatment
- To obtain practical experience with different devices
- To receive hands-on training in ultrasound-guided venous access
- To learn the technique of tumescent anaesthesia

Saturday, September 26

VV-How 1

11:15-12:45

Sunday, September 27

VV-How 2

08:30-10:00

*Instructors: T.W.I. Clark (Philadelphia, PA/US), D. Greenstein (Harrow/UK), A. Komarek (Ried/AT), C. Lebard (Paris/FR),
M. Whiteley (Guildford/UK)*

Location

Room 5.C

Please note that participants need to register in advance at an extra cost of €75 per session.

Saturday, September 26

08:30-09:30, Auditorium 6

Special Session

SS 101 Venous Forum I: Varicose veins

*Moderators: S. Anthony (Oxford/UK),
K.D. McBride (Dunfermline/UK)*

101.1 Patient selection, clinical and imaging assessment

J.A. Kaufman (Portland, OR/US)

101.2 Thermal ablation

L. Oguzkurt (Istanbul/TR)

101.3 Non-thermal ablation

M. Åkesson (Malmo/SE)

101.4 Ancillary therapies: mini-phlebectomy and foam sclerotherapy

D.J. West (Stoke-on-Trent/UK)

08:30-09:30, Auditorium 2

Special Session

SS 102 Bariatric embolisation

*Moderators: C.A. Binkert (Winterthur/CH),
J. Golzarian (Minneapolis, MN/US)*

102.1 Basic considerations, patient selection and indication for treatment

M.P. Monteiro (Porto/PT)

102.2 Preclinical data

C.Y. Kim (Durham, NC/US)

102.3 Techniques and complications

C.R. Weiss (Baltimore, MD/US)

102.4 Early clinical results

C.R. Weiss (Baltimore, MD/US)

SAT

08:30-09:30, Auditorium 1
Special Session

SS 103 Management of early-stage hepatocellular carcinoma

*Moderators: R. Lencioni (Pisa/IT),
P.L. Pereira (Heilbronn/DE)*

- 103.1 Diagnosis: imaging and biopsy
C. Ayuso (Barcelona/ES)
- 103.2 Staging, patient selection and treatment algorithms
P.L. Pereira (Heilbronn/DE)
- 103.3 Ablation: techniques and complications
C.T. Sofocleous (New York, NY/US)
- 103.4 Outcomes of interventional treatments
L. Crocetti (Pisa/IT)

SAT

08:30-09:30, Auditorium 8
Fundamental Course

FC 104 Basic principles of acute stroke intervention

*Moderators: S. Cekirge (Ankara/TR),
K.A. Hausegger (Klagenfurt/AT)*

- 104.1 Current evidence on acute stroke intervention
G. Gál (Odense/DK)
- 104.2 Imaging algorithms and patient selection for IA treatment
T. Engelhorn (Erlangen/DE)
- 104.3 IA stroke intervention: technique
A. Bonafe (Montpellier/FR)
- 104.4 Cerebral sinus thrombosis
C.P. Stracke (Essen/DE)

08:30-10:00, Room 0.01
Hands-on Workshop

CD-How1 A closer look at closure devices

*Co-ordinators: J.P. Schaefer (Kiel/DE),
R. Uberoi (Oxford/UK)*
*Instructors: J.P. Goltz (Lübeck/DE),
J. Trentmann (Kiel/DE)*

SAT

08:30-10:00, Room 5.C
Hands-on Workshop

EMT-How1 Embolisation: materials and tools – coils & plugs

*Co-ordinators: A. Martínez de la Cuesta
(Pamplona/ES), J.V. Patel (Leeds/UK)*
*Instructors: T.W.I. Clark (Philadelphia, PA/US),
P.E. Huppert (Darmstadt/DE), J.-P. Pelage
(Caen/FR), H. Rio Tinto (Lisbon/PT),
F. Wolf (Vienna/AT)*

08:30-13:00, Simulator Gallery
Hands-on Workshop

PTP-How1 Principles to practice: education and simulation skills training – Improving outcomes in the femoropopliteal segment

*Co-ordinators: D.O. Kessel (Leeds/UK), M. Midulla
(Valenciennes/FR), J.C. van den Berg (Lugano/CH)*
Session organiser: N. Chalmers (Manchester/UK)
*Instructors: G. Ananthakrishnan (Glasgow/UK),
S. Butterfield (Manchester/UK), R. Kasthuri
(Glasgow/UK), D.K. Tsetis (Irkutsk/GR)*

PTP 1.1 Group 1 (08:30-10:40)
PTP 1.2 Group 2 (09:40-11:50)
PTP 1.3 Group 3 (10:50-13:00)

11:30-12:30, Room 5.A
Special Session Controversy e-voting

SS 304 Controversies in radiation safety

Moderators: *E. Brountzos (Athens/GR),
L. Machan (Vancouver, BC/CA)*

304.1 Dose optimisation is easy and improves image quality: pro

E. Vano (Madrid/ES)

304.2 Dose optimisation is easy and improves image quality: con

G. Bartal (Kfar-Saba/IL)

304.3 Real-time dose monitoring of staff makes sense: pro

W. Jaschke (Innsbruck/AT)

304.4 Real-time dose monitoring of staff makes sense: con

E.P. Efstrathiopoulos (Athens/GR)

304.5 Patient dose monitoring and recording is essential: pro

G. Paulo (Coimbra/PT)

304.6 Patient dose monitoring and recording is essential: con

R.W.R. Loose (Nuremberg/DE)

11:30-12:30, Auditorium 1

Multidisciplinary Expert Board

MEB 305 Tumour: hepatocellular carcinoma

Co-ordinator: *R. Lencioni (Pisa/IT)*

Panellists: *Y. Arai (Tokyo/JP), M. Bezzi (Rome/IT),*

J. Bruix (Barcelona/ES), U. Cillo (Padova/IT),

T. de Baère (Villejuif/FR)

13:00-14:00

Satellite Symposia

For the detailed programmes, please refer to pages 163-164.

SAT

14:30-16:00, Auditorium 1
OP 501 CIRSE Opening and Awards Ceremony

Chairperson: *A.-M. Belli (London/UK)*

Welcome Addresses

CVIR Editor's Medal Award

The Award of Excellence and Innovation in IR
(R.W. Günther Foundation Award)

Distinguished Fellow: R. Lencioni (Pisa/IT)
Laudation: *A. Adam (London/UK)*

Distinguished Fellow: K. Malagari (Athens/GR)
Laudation: *E. Brountzos (Athens/GR)*

Distinguished Fellow: H.J. Manninen (Kuopio/FI)
Laudation: *P.E. Andersen (Odense/DK)*

Distinguished Fellow: G.-J. Teng (Nanjing/CN)
Laudation: *D. Vorwerk (Ingolstadt/DE)*

Gold Medal: J. Roesch (Portland, OR/US)
Laudation: *J.H. Peregrin (Prague/CZ)*

16:15-17:15, Auditorium 8
Workshop

WS 601 Complex DVT treatment: case-based discussion

601.1 *M.W. de Haan (Maastricht/NL)*

601.2 *M. Bratby (Oxford/UK)*

16:15-17:15, Auditorium 2
Workshop

WS 602 Paediatric peripheral vascular and non-vascular interventions: case-based discussion

- 602.1 S. Sierre (Buenos Aires/AR)
602.2 S. Franchi-Abella (Le Kremlin Bicêtre/FR)

16:15-17:15, Auditorium 7
Workshop

WS 603 Varicocele and ovarian vein embolisation: case-based discussion

- 603.1 A. Antonietti (Cuneo/IT)
603.2 L. Machan (Vancouver, BC/CA)

16:15-17:15, Room 5.A
Workshop

WS 604 Ablation of MSK soft tissue tumours: case-based discussion

- 604.1 M.R. Callstrom (Rochester, MN/US)
604.2 A. Gangi (Strasbourg/FR)

16:15-17:15, Room 5.B
Workshop

WS 605 Treatment planning and advanced image guidance: case-based discussion

- 605.1 M.J.L. van Strijen (Nieuwegein/NL)
605.2 T. de Baère (Villejuif/FR)

16:15-17:15, Auditorium 6
Workshop

WS 606 Cerebral dural AVFs and pial AVMs: case-based discussion

- 606.1 M. Muto (Naples/IT)
606.2 S. Mangiafico (Florence/IT)

SAT

16:15-17:15, Room 3.A
Free Paper Session

FP 607 MRgFUS and IRE

Moderators: M.R. Meijerink (Amsterdam/NL),
F. Orsi (Milan/IT)

- 607.1 Ultrasound-guided irrigation in calcific tendonitis of the rotator cuff: review of 1,450 treatments
E. Lanza, L.M. Sconfienza; Milan/IT
- 607.2 Recurrence rate evaluation of uterine fibroids treated using MRgFUS: retrospective study of MRI imaging and correlation between age and clinical outcomes
E. Ferrati, F. Arrigoni, A. Miccoli, F. Smaldone, A.V. Giordano, G. Mascaretti, C. Masciocchi; L'Aquila/IT



- 607.3 Magnetic resonance-guided focus ultrasound surgery (MRgFUS) compared to uterine artery embolization (UAE): main differences, advantages, therapeutic response, and definition of selection criteria
E. Ferrati, A.V. Giordano, F. Arrigoni, S. Carducci, A. Miccoli, S. Mascaretti, G. Mascaretti, C. Masciocchi; L'Aquila/IT

- 607.4 MR-guided focused ultrasound surgery (MRgFUS) vs radiofrequency thermal ablation (RFA) in minimally invasive treatment of osteoid osteoma (OO)
E. Arrigoni, S. Mariani, A. La Marra, L. Zugaro, A. Barile, C. Masciocchi; L'Aquila/IT

- 607.5 Ablation of locally advanced pancreatic carcinoma by percutaneous irreversible electroporation: final results of the PANFIRE trial
H.J. Scheffer, L.G. Vroomen, M.C. Melenhorst, A.A. Van Tilborg, C. van Kuijk, M.P. van den Tol, G. Kazemier, M.R. Meijerink; Amsterdam/NL

- 607.6 Alterations of bile ducts after hepatic irreversible electroporation: evaluation of MRI findings and laboratory findings
M. Dollinger, L.P. Beyer, C. Niessen, C. Stroszczyński, P. Wiggermann; Regensburg/DE

17:30-18:30, Auditorium 8

Workshop

WS 701 Challenging haemodialysis access interventions: case-based discussion

701.1 *M. Tsitskari (Athens/GR)*

701.2 *C. Hohl (Siegen/DE)*

17:30-18:30, Auditorium 2

Workshop

WS 702 Venous sampling: case-based discussion

702.1 *S.O. Trerotola (Philadelphia, PA/US)*

702.2 *L.J. Schultze Kool (Nijmegen/NL)*

17:30-18:30, Auditorium 7

Workshop

WS 703 Complex microcatheterisation techniques: case-based discussion

703.1 *F. Pozzi-Mucelli (Trieste/IT)*

703.2 *A. Fohlen (Caen/FR)*

17:30-18:30, Auditorium 6

Workshop

WS 704 Challenging urinary tract interventions: case-based discussion

704.1 *C. Tapping (Oxford/UK)*

704.2 *M. Szczerbo-Trojanowska (Lublin/PL)*

17:30-18:30, Room 5.A

Workshop

WS 705 Tips and tricks for challenging liver ablations: case-based discussion

705.1 *C.T. Sofocleous (New York, NY/US)*

705.2 *J. Tacke (Passau/DE)*

SAT

Sunday, September 27

08:00-08:20

Satellite Symposia

For the detailed programmes, please refer to page 164.

08:30-09:30, Auditorium 6

Fundamental Course

FC 901 Basic principles of biliary intervention

Moderators: *B. Gonçalves (Porto/PT),*

T. Sabharwal (London/UK)

901.1 Biliary interventions for stone disease

E. Brountzos (Athens/GR)

901.2 Biliary interventions in bile duct malignancy

H.-U. Laasch (Manchester/UK)

901.3 Biliary leak and iatrogenic bile duct injury management

O.M. van Delden (Amsterdam/NL)

901.4 Biliary interventions in liver transplant patients

J.H. Peregrin (Prague/CZ)

SUN

08:30-09:30, Room 5.A
Special Session

SS 902 How to improve acute stroke management: new horizons

*Moderators: S. Cekiřge (Ankara/TR),
C.P. Stracke (Essen/DE)*

- 902.1 How can imaging improve patient selection for mechanical thrombectomy or IV thrombolysis?
P. Michel (Lausanne/CH)
- 902.2 New generation stent retrievers
T. Andersson (Kortrijk/BE)
- 902.3 MR guidance in endovascular acute stroke intervention with new magnetically-assisted, remote-controlled catheters
S. Herts (San Francisco, CA/US)
- 902.4 IA stem cell therapy in stroke patients
S. Banerjee (London/UK)

SUN

08:30-09:30, Auditorium 8

Special Session

SS 903 Embolic agents for microcatheters

*Moderators: M. Černá (Olomouc/CZ),
P.N.M. Lohle (Tilburg/NL)*

- 903.1 Microcoils
L. Defreyne (Ghent/BE)
- 903.2 Microparticles
K. Osuga (Osaka/JP)
- 903.3 Ethylene vinyl alcohol
W.A. Wohlgemuth (Regensburg/DE)
- 903.4 Acrylic glue
Y. Arai (Tokyo/JP)

08:30-09:30, Auditorium 1
Special Session

SS 904 Venous Forum II: Deep vein thrombosis

*Moderators: P.E. Andersen (Odense/DK),
M. Roček (Prague/CZ)*

- 904.1 Trials update and current evidence
S. Kee (Los Angeles, CA/US)
- 904.2 Patient selection and treatment: upper limb DVT
V. Bérczi (Budapest/HU)
- 904.3 Patient selection and treatment: lower limb DVT
J. Kettenbach (St. Pölten/AT)
- 904.4 Chronic iliac vein and caval occlusion
R. de Graaf (Maastricht/NL)

SUN

08:30-09:30, Auditorium 2

Lecture Session

LS 905 Abdominal aorta

*Moderators: R.M. Greenhalgh (London/UK),
R.A. Morgan (London/UK)*

- 905.1 Device evolution and impact on EVAR outcomes
P. Vilares Morgado (Porto/PT)
- 905.2 Is there still a role for AUI stentgrafts in EVAR?
M. Schoder (Vienna/AT)
- 905.3 Is thrombus in the neck a contraindication for EVAR?
P. Cao (Rome/IT)
- 905.4 Is there a need to preserve internal iliac arteries?
L.B. Lönn (Copenhagen/DK)
- Debate on infrarenal AAA**
- 905.5 A fit 65-year-old patient with AAA suitable for EVAR should undergo open surgery
L. di Marzo (Rome/IT)
- 905.6 A fit 65-year-old patient with AAA suitable for EVAR should not undergo open surgery
M.W. de Haan (Maastricht/NL)

IDEAS

08:30-10:00, Auditorium 3

Hands-on Workshop

TA-How 2 Tumour ablation: tips and tricks – liver & kidney

Co-ordinators: L. Hechelhammer (St. Gallen/CH),

T.K. Heimberger (Munich/DE)

Instructors: M. Abdel Rehim (Clichy/FR),

P.E. Bize (Lausanne/CH), D.J. Breen (Southampton/UK)

08:30-10:00, Room 5.C

Hands-on Workshop

VV-How 2 Varicose veins

Co-ordinators: J.A. Brookes (London/UK),

L. Oguzkurt (Istanbul/TR)

Instructors: T.W.I. Clark (Philadelphia, PA/US),

D. Greenstein (Harrow/UK), A. Komarek

(Ried/AT), C. Lebard (Paris/FR),

M. Whiteley (Guildford/UK)

08:30-13:00, Simulator Gallery

Hands-on Workshop

PTP-How 2 Principles to practice: education and simulation skills training – Carotid stenting: the basics, current role and future perspectives

Co-ordinators: D.O. Kessel (Leeds/UK), M. Midulla (Valenciennes/FR), J.C. van den Berg (Lugano/CH)

Session organiser: F. Fanelli (Rome/IT)

Instructors: F. Castriota (Cotignola/IT),

P. Krishnan (New York, NY/US), K. Mathias (Hamburg/DE), J. Tacke (Passau/DE)

PTP 2.1 Group 1 (08:30-10:40)

PTP 2.2 Group 2 (09:40-11:50)

PTP 2.3 Group 3 (10:50-13:00)

10:00-11:00, Auditorium 6
Fundamental Course

FC 1001 Basic principles of biopsy and drainage procedures

Moderators: O. Akhan (Ankara/TR),
I. Bargellini (Pisa/IT)

1001.1 Percutaneous biopsy of easy and difficult lesions in the lungs and mediastinum

P.A.M.S. Almeida (Viseu/PT)

1001.2 Percutaneous treatment of empyema, lung abscess and mediastinal abscess

M. Dux (Frankfurt/DE)

1001.3 Percutaneous biopsy of easy and difficult lesions in the abdomen and pelvis

O. Akhan (Ankara/TR)

1001.4 Percutaneous management of abdominal and pelvic fluid collections

M.J. Lee (Dublin/IE)

10:00-11:00, Room 5.A

Interactive Case Session

ICS 1002 Acute stroke revascularisation: from simple to challenging

1002.1 A.S. Turk (Charleston, SC/US)

1002.2 I.Q. Grunwald (Oxford/UK)

e-voting

SUN

MON

10:00-11:00, Auditorium 8
Special Session
SS 1003 State-of-the-art vascular malformation management

*Moderators: I.J. McCafferty (Birmingham/UK),
W.A. Wohlgemuth (Regensburg/DE)*

- 1003.1 Diagnosis and treatment: low-flow malformations
B. Peynircioglu (Ankara/TR)
- 1003.2 Diagnosis and treatment: high-flow malformations
M. Köcher (Olomouc/CZ)
- 1003.3 Diagnosis and treatment: large visceral vascular malformations
J.E. Jackson (London/UK)
- 1003.4 Diagnosis and treatment: paediatric vascular malformations
A.M. Barnacle (London/UK)

NNS

10:00-11:00, Auditorium 1
Special Session Controversy e-voting
SS 1004 Controversies in arterial intervention

*Moderators: M. Gschwendtner (Linz/AT),
G.M. Richter (Stuttgart/DE)*

- 1004.1 Renal denervation is dead: pro
J.A. Reekers (Amsterdam/NL)
- 1004.2 Renal denervation is dead: con
M.R. Sapoval (Paris/FR)
- 1004.3 Popliteal stents are effective: pro
M. Cejna (Feldkirch/AT)
- 1004.4 Popliteal stents are effective: con
H. Kobeiter (Créteil/FR)
- 1004.5 ICSS long-term data will lead to resurgence of CAS: pro
A.H. Mahnken (Marburg/DE)
- 1004.6 ICSS long-term data will lead to resurgence of CAS: con
B.T. Katzen (Miami, FL/US)

10:00-11:00, Room 3.A
Special Session
SS 1005 Palliation in cancer: alleviation strategies

*Moderators: T. de Baere (Villejuif/FR),
T.K. Helmlinger (Munich/DE)*

- 1005.1 Plexus block for pain management
J. Garnon (Strasbourg/FR)
- 1005.2 GI obstruction
T. Sabharwal (London/UK)
- 1005.3 Long-term drainage of malignant pleural effusion and ascites
K.E. Wilhelm (Bonn/DE)
- 1005.4 Lymphatic leaks
W. Prevoo (Amsterdam/NL)

SUN

10:00-11:00, Auditorium 2
Lecture Session
LS 1006 Aortic dissection

*Moderators: P. Cao (Rome/IT),
L.B. Lönn (Copenhagen/DK)*

- 1006.1 Outcomes of endovascular treatment of complicated type B dissection (RAD)
S. Trimarchi (San Donato Milanese/IT)
- 1006.2 "Petticoat" technique: indications and results
E. Ducasse (Bordeaux/FR)
- 1006.3 Management of distal re-entry tear: when and how
C. Ferro (Genoa/IT)
- 1006.4 Fenestrated and branched grafts to treat post-dissection aneurysm
E. Verhoeven (Nuremberg/DE)
- Debate**
- 1006.5 Uncomplicated acute type B dissections should be treated by TEVAR in the majority of cases: for the motion
C. Nienaber (London/UK)
- 1006.6 Uncomplicated acute type B dissections should be treated by TEVAR in the majority of cases: against the motion
M.P. Jenkins (London/UK)

IDEAS

11:15-12:45, Room 0.01
Hands-on Workshop

CD-How2 A closer look at closure devices

Co-ordinators: J.P. Schaefer (Kiel/DE),
R. Uberoi (Oxford/UK)
Instructors: J.P. Goltz (Lübeck/DE),
J. Trentmann (Kiel/DE)

11:15-12:45, Room 5.C
Hands-on Workshop

EMT-How2 Embolisation: materials and tools – coils & plugs

Co-ordinators: A. Martinez de la Cuesta
(Pamplona/ES), J.V. Patel (Leeds/UK)
Instructors: T.W.J. Clark (Philadelphia, PA/US),
P.E. Huppert (Darmstadt/DE), J.-P. Pelage
(Caen/FR), H. Rio Tinto (Lisbon/PT),
F. Wolf (Vienna/AT)

11:30-12:30

Satellite Symposia

For the detailed programmes, please refer to
pages 165-166.

11:30-12:30, Room 3.A
EFRS Workshop

RWS 1104 Optimising radiation protection in interventional radiology: what can the radiographer do?

1104.1 S. Mc Fadden (Belfast/UK)
1104.2 R. Gould (Belfast/UK)

13:00-14:00

Satellite Symposia

For the detailed programmes, please refer to
pages 166-167.

14:30-16:00, Auditorium 1
Honorary Lecture / Hot Topic Symposium

HL 1301 Andreas Gruentzig Lecture

Moderator: A.-M. Belli (London/UK)
Laudation: M.R. Sapoval (Paris/FR)

1301.1 Advanced image modelling of abdominal aortic aneurysm: impact on EVAR management
G. Soulez (Montreal, QC/CA)

IDEAS

HTS 1302 Aortic intervention – quo vadis?

Moderators: A.-M. Belli (London/UK),
F. Fanelli (Rome/IT)

1302.1 Thoracic aortic trauma

H. Rousseau (Toulouse/FR)

1302.2 Complicated acute type B dissection

R.G.J. Gibbs (London/UK)

1302.3 Malperfusion syndromes in acute aortic dissection

J.-P. Beregi (Nîmes/FR)

1302.4 Ruptured abdominal aortic aneurysm

F.J. Veith (New York, NY/US)

14:30-15:30

Satellite Symposium

For the detailed programme, please refer to
page 168.

15:40-16:00

Satellite Symposium

For the detailed programme, please refer to
page 168.

16:15-17:15, Auditorium 8
Workshop

WS 1401 Challenging lower limb interventions:
case-based discussion

1401.1 M. Katoch (Krefeld/DE)

1401.2 D. Karnabatidis (Patras/GR)

16:15-17:15, Auditorium 7
Workshop

WS 1402 Prostate artery embolisation: case-based
discussion

1402.1 H. Rio Tinto (Lisbon/PT)

1402.2 T. Sabharwal (London/UK)

16:15-17:15, Room 5.A
Workshop

WS 1403 Management of anticoagulation and
antiplatelet therapy

1403.1 L. Kamper (Wuppertal/DE)

1403.2 M. Rosales Sueiro (Porto/PT)

16:15-17:15, Auditorium 6
Workshop

WS 1404 Flow modification in cerebral aneurysms:
creating new treatment alternatives

1404.1 S. Cekirge (Ankara/TR)

16:15-17:15, Room 5.B

Free Paper Session

FP 1405 Vascular: BTK

Moderators: H. Lindgren (Helsingborg/SE),
D. Morhard (Schweinfurt/DE)

1405.1 Statins reduce major amputations in patients
with peripheral arterial disease: a systematic
review and meta-analysis of more than
100,000 cases

K.N. Katsanos¹, S. Spiliopoulos²,

A. Diamantopoulos¹, M.E. Krokidis³,

D. Karnabatidis¹; ¹London/UK, ²Patras/GR,

³Cambridge/UK

1405.2 Endothelial cell seeding to promote vascular
healing

M. ter Meer¹, W. Daamen, Y. Hoogeveen,

D. van der Vliet, B. van den Heuvel,

L.J. Schultze Kool; Nijmegen/NL

1405.3 Clinical efficacy of infrapopliteal drug-
eluting stenting in diabetic patients with
critical limb ischemia: 10-year outcomes

S. Spiliopoulos¹, V. Theodosiadou¹,

A. Diamantopoulos², K.N. Katsanos², G. Kagadis¹,

D. Siablis¹, D. Karnabatidis¹; ¹Rion/GR, ²London/UK

1405.4 Pacitaxel-coated balloon for the treatment
of infrapopliteal arteries: 12-month results
from the BIOLUX P-II randomized trial

M. Brodmann¹, T. Zeller², M. Bosiers³, P. Peeters⁴,

K.-L. Schulte⁵, D. Scheiner⁶, U. Beschorner⁷,

E. Pilger¹; ¹Graz/AT, ²Bad Krozingen/DE,

³Dendermonde/BE, ⁴Bonheiden/BE, ⁵Berlin/DE,

⁶Leipzig/DE

1405.5 Morphological results of PADI trial:
percutaneous transluminal angioplasty versus
drug-eluting stents for infrapopliteal lesions in
critical limb ischemia

M. Spreen¹, W.P.T.M. Mali², J. Martens¹,

H. van Overhagen¹; ¹The Hague/NL, ²Utrecht/NL

1405.6 Diabetes mellitus in patients with

infrapopliteal critical limb ischemia

M. Spreen¹, J. Martens¹, W.P.T.M. Mali²,

H. van Overhagen¹; ¹The Hague/NL, ²Utrecht/NL

SUN

MON

16:15-17:15, Room 3.B
Free Paper Session
FP 1407 Liver ablation

Moderators: T. de Baère (Villejuif/FR),
F. Melchiorre (Milan/IT)

- 1407.1 Preliminary application of CT-guided radiofrequency ablation under contrast-enhanced ultrasound combined with intelligent guiding device in malignant liver tumors
X. Zhu, J. Shen, R. Ni, Suzhou/CN
- 1407.2 What are the factors associated with an increased risk of local recurrence after radiofrequency ablation or surgical metastasectomy?
N. Vietti, Violi, P.E. Bize, R. Duran, N. Demartines, N. Halkic, J.-F. Knebel, A. Denys, Lausanne/CH

1407.3 Radiofrequency ablation versus surgical resection for hepatocellular carcinoma within the Milan criteria: a propensity score-matched study

- A. Hocaoglu, P. Balageas, C. Laurent, J.-F. Blanc, N. Frullo, C. Salut, M. Bouzgarrou, C. Cassinotto, J. Hoareau, M. Montaudon, H. Trillaud, Bordeaux/FR, Pessac/FR
- 1407.4 Computed tomography-guided ablation of hepatic lesions: comparing short-term therapeutic efficacy of radiofrequency versus microwave ablation in small lesions
D.K. Filippidis, L. Reppas, S. Grigoridis, M. Tsitsikari, A.D. Kelekis, E. Brountzos, N.L. Kelekis, Athens/GR

- 1407.5 Applied energy and ablation volume after CT-guided microwave and radiofrequency ablation of colorectal liver metastases
W.J. Heerink, K.P. de Jong, M. Oudkerk, Groningen/NL

- 1407.6 A new system of microwave ablation at 2450 MHz: preliminary experience at two centers
C. Floridi, W. Prevoo, A.M. Ierardi, N. Lucchini, G. Carraraello, Varese/IT, Amsterdam/NL

SUN

MON

16:15-17:15, Room 3.A
Free Paper Session
FP 1406 Embolisation: special areas

Moderators: J. Egge (Haugesund/NO),
J.-P. Pelage (Caen/FR)

- 1406.1 Bariatric embolization using large calibrated spheres (300-500µm): assessing safety, long-term efficacy and changes in gut hormones in a swine model
C.R. Weiss, K. Paudel, A. Arepally, C. Hu, J. Singh, E.J. Shiri, T.H. Morani, D.L. Kraitchmani, Baltimore, MD/US, Atlanta, GA/US, Washington, DC/US

- 1406.2 Bariatric embolization of arteries for the treatment of obesity (BEAT Obesity): study design and 6-month safety and efficacy data
C.R. Weiss, K. Paudel, L.J. Cheskin, B. Holly, K. Hong, A. Fischman, R. Patel, E.J. Shiri, K. Steele, T.H. Morani, D.L. Kraitchmani, A. Arepally, Baltimore, MD/US, New York, NY/US, Atlanta, GA/US

- 1406.3 Gastric Artery Embolization Trial for Lessening Appetite Nonsurgically (GET LEAN)
M.L. Syed, K. Morari, A. Shaikh, P. Craig, H. Khabiri, Dayton, OH/US, Columbus, OH/US

1406.4 Superior rectal artery embolization "EMBORRHOID" as the first-line treatment in patients suffering from haemorrhoidal disease: mid-term results

- V. Vidal, F. Tradi, D. Mege, G. Louis, J.-M. Bartoli, I. Sielezneck, Marseille/FR
- 1406.5 Usefulness of C-arm cone-beam computed tomography in embolization of acute bleeding
C. Floridi, A.M. Ierardi, F. Fontana, G. Xhepa, G. Carraraello, Varese/IT

- 1406.6 Lymphatic embolization using N-butyl cyanoacrylate in patients with postoperative ascites associated with lymphatic leakage
J. Kim, J.H. Won, Y. Baek, Suwon/KR

paper

AI 1409 16:15-17:15, Auditorium 1
Amazing Interventions

Co-ordinator: R.A. Morgan (London/UK)
Panelists: A. Arepally (Atlanta, GA/US), Z.L. Bercu (New York, NY/US), S. Cho (Seoul/KR), F. Giurazza (Rome/IT), M.S. Hamady (London/UK), N. Karunamithy (London/UK), J. Keppenbach (St. Pölten/AT), E. Lanza (Milan/IT), S. Punamiya (Singapore/SG), V. Serafimov (Dartford/UK)

ART 1410 16:15-17:15, Auditorium 2
Aortic Round Table
Abdominal aorta

Moderator: E. Verhoeven (Nuremberg/DE)

- 1410.1 Customised follow-up in EVAR
J.C. van den Berg (Lugano/CH)
- 1410.2 Technique selection in the devious proximal neck
B.T. Katzen (Miami, FL/US)
- 1410.3 Management of RAAA
J.C. Parodi (Buenos Aires/AR)
- 1410.4 Management of aorto-iliac aneurysms
V. Riambau (Barcelona/ES)

WS 1501 17:30-18:30, Auditorium 7
Workshop
The challenging diabetic foot: case-based discussion

- 1501.1 *K.N. Katsanos (London/UK)*
1501.2 *R.J. Hinchliffe (London/UK)*

WS 1502 17:30-18:30, Auditorium 8
Workshop
Intractable arterial gastrointestinal bleeding: case-based discussion

- 1502.1 *M.A. Funovics (Vienna/AT)*
1502.2 *J. Golzarán (Minneapolis, MN/US)*

17:30-18:30, Room 5.A
Workshop

WS 1503 Practical issues in dose optimisation and monitoring during IR procedures

- 1503.1 *G. Bartal (Kfar-Saba/IL)*
1503.2 *E. Vano (Madrid/ES)*

17:30-18:30, Auditorium 6
Workshop

WS 1504 Radial access: a new option for IR

- 1504.1 *A. Fischman (New York, NY/US)*
1504.2 *M. Guimaraes (Charleston, SC/US)*

17:30-18:30, Room 5.B
Free Paper Session

FP 1505 Vascular: femoro-popliteal

Moderators: A.M. Cahill (Philadelphia, PA/US), S. Kee (Los Angeles, CA/US)

- 1505.1 A stent featuring true 3D helical geometry significantly reduces restenosis and reintervention in the SFA: 2-year results from the MIMICS trial
P.A. Gaines¹, T. Zeller², U. Beschorner³, A. Rastan², S. Sixt³, H. Schroeder⁴, S. Duda⁴, K. Brechtel⁵, H. Sievert⁶, K.-L. Schulte⁴, G. Tepe⁶, G. Torsello⁷, D. Scheiner⁸; ¹Sheffield/UK, ²Bad Krozingen/DE, ³Hamburg/DE, ⁴Berlin/DE, ⁵Frankfurt/DE, ⁶Rosenheim/DE, ⁷Münster/DE, ⁸Leipzig/DE
- 1505.2 Use of 4-French systems for treating fem-pop lesions – advantages and disadvantages: lessons from the 4EVER trial's 36-month results
K.F. Keirse, P. Peeters; Bonheiden/BE

SUN

SUN

1505.3 Twelve-month results from the MAJESTIC trial of the Eluvia drug-eluting vascular stent system

*S. Müller-Hülsbeck*¹, *K.F. Keirse*², *T. Zeller*³, *H. Schroë*⁴, *J. Diaz-Cartelle*⁵, ¹Flensburg/DE, ²Tienen/BE, ³Bad Krozingen/DE, ⁴Genk/BE, ⁵Marlborough, MA/US

1505.4 Zilver PTX postmarket surveillance study of paclitaxel-eluting stents for treating femoropopliteal artery disease in Japan: 24-month results

*K. Kichikawa*¹, *H. Yokoi*², *T. Ohki*³, *M. Nakamura*⁴, *K. Komori*⁵, *S. Nanto*⁶, *E.E. O'Leary*⁶, *M.D. Dake*⁷, ¹Nara/JP, ²Fukuoka/JP, ³Tokyo/JP, ⁴Nagoya/JP, ⁵Osaka/JP, ⁶Lafayette, IL/US, ⁷Stanford, CA/US

1505.5 Misago RX nitinol stent for treatment of long calcified SFA lesions: results from the e-MISAGO registry

*J. Ruef*¹, *O. Andrés Navarro*², *L. Bagnaschino Barco*³, *M. Bustamante Sanchez*⁴, *P. Sebillotte*⁵, *W. Tateb*⁶, *G. Schimid*⁷, *I. Krall*⁸, *C. Loehr*⁹, *U. Radtke*¹⁰, ¹Frankfurt/DE, ²Girona/ES, ³Torrevieja/ES, ⁴Santander/ES, ⁵Essey-Les-Nancy/FR, ⁶Poissy/FR, ⁷Neuss/DE, ⁸Karlsruhe/DE, ⁹Recklinghausen/DE, ¹⁰Aachen/DE

1505.6 Are stent grafts the solution for in-stent restenosis after SFA stenting?
K.E. Keirse, *P. Peeters*; *Bonheiden/BE*

NOS

17:30-18:30, Room 1.15

Free Paper Session

FP 1506 Liver TACE: clinical studies

Moderators: *S.S. Kulkarni* (Mumbai/IN), *P. Minko* (Homburg/DE)

1506.1 Improved stability of lipiodol-drug emulsion for transarterial chemoembolisation of hepatocellular carcinoma results in improved pharmacokinetic profile: proof of concept using idarubicin

*B. Guili*¹, *A. Schmitt*², *E. Delhom*³, *J.-P. Cercueil*⁴, *A. Denys*⁵, *A. Fohlen*⁶, *M.-A. Pierredon-Foulongne*⁷, *M.T. Boulin*⁸; ¹Montpellier/FR, ²Dijon/FR, ³Lausanne/CH, ⁴Caen/FR

1506.2 Drug-eluting beads transarterial chemoembolization (DEB-TACE) for hepatocellular carcinomas: predictive factors in neoadjuvant therapy

*P.M. Falsarella*¹, *F.L. Galastri*², *B.B. Affonso*³, *R.D. Rocha*⁴, *R.N. Cavalcante*⁵, *J.M. Motta-Leal-Filho*⁶, *F. Nasser*⁷; *São Paulo/BR*

1506.3 Chemoembolization with DC beads preloaded with irinotecan (DEBIRI) vs. doxorubicin (DEBDOX) as the second-line treatment for liver metastases from cholangiocarcinoma: technical aspects, complications, and efficacy

*C. Sallera*¹, *M. Venturini*², *G. Agostini*³, *G. Cammi*⁴, *A. Del Maschio*⁵, *F. De Cobelli*⁶; *Milan/IT*

1506.4 DEBIRI and cetuximab (DEBIRITUX) as a second-line treatment for unresectable colorectal liver metastases (UCLM): results of a phase II trial exploring a new sequence

*G. Fiorentini*¹, *C. Aliberti*², *D. Sarti*³, *P. Coschiera*⁴, *L. Mulazzani*⁵, *M. Tilli*⁶, *F.M. Gómez*⁷, *P. Vargas*⁸, *R. García Marcos*⁹, *A. Mambini*¹⁰; ¹Pesaro/IT, ²Padova/IT, ³Lagosanto, Ferrara/IT, ⁴Barcelona/ES, ⁵Santiago/CL, ⁶Valencia/ES, ⁷Carrara/IT

1506.5 DC-beads M1 doxorubicin drug-loaded chemoembolization (DEBDOX) for liver limited breast cancer metastases

*Y.-T. Lin*¹, *G. Amouyal*², *C. Del Giudice*³, *C. Déan*⁴, *J. Médioni*⁵, *M.R. Sapoval*⁶, *O. Pellerin*⁷; *Paris/FR*

SUN



- 1506.6 Is trans-arterial chemoembolization safe in patients with advanced to end-stage HCC and portal vein invasion? Comparison between conventional and drug-eluting beads TACE
B. Gorodetski¹, J. Chapiro¹, R.E. Scherthaner¹, R. Durani¹, M. Lin², H. Lee², B. Gebauer³, J.-F.H. Geschwind⁴; ¹Baltimore, MD/US, ²Briarcliff Manor, NY/US, ³Berlin/DE

17:30-18:30, Room 3.A
 Free Paper Session
FP 1507 Biliary interventions

Moderators: M.E. Krokidis (Cambridge/UK), O.M. van Delden (Amsterdam/NL)

- 1507.1 Percutaneous management of biliary, pancreatic duct and portal vein malignant occlusions by endoluminal RFA and subsequent stenting
M. Mizandari¹, N. Habib², T. Azumelashvili³; ¹Tbilisi/GE, ²London/UK
- 1507.2 Biliary intervention beyond the drainage: intraductal photodynamic therapy in Klatskin tumor patients
O.N. Sergeev¹, A.V. Kukushkin, V. Panov, A. Reshetnikov, B.I. Dolgushin; Moscow/RU
- 1507.3 Radiofrequency ablation of intrahepatic cholangiocarcinoma: a systematic review of literature
L.Merli¹, C. Messina, L.M. Sconfienza, F. Sardanelli, G. Mauri; San Donato Milanese/IT
- 1507.4 Percutaneous treatment of benign biliary strictures with biodegradable biliary stents: midterm outcomes**
E. Criado Paredes, J.F. Falco-Fages, N. Bejarano, A. Alguersuari, J. Guitart, J.R. Fortuño, F.J. Garcia Borobia; Barcelona/ES

NHS

- 1507.5 Fever after percutaneous transhepatic biliary drainage: factors associated with immediate postprocedural and delayed onset
P. Lucatelli¹, M. Corona¹, R. Argiro¹, C. Cirelli¹, M. Bezzi¹, S. Corradini¹, L. Saba¹, C. Catalano¹; ¹Rome/IT, ²Cagliari/IT
- 1507.6 Percutaneous cholecystostomy for moderate-severe acute cholecystitis in high-risk patients: analysis of the outcome
D. Leni, D. Fior, F. Vacirca, L. Degrate, L. Gianotti, F. Romano, R. Corso; Monza/IT

17:30-17:50
Satellite Symposium

For the detailed programme, please refer to page 168.

17:30-18:30, Auditorium 2
Interactive Case Session
ICS 1510 Abdominal aorta
 e-voting
IDEAS

Moderator: G.M. Richter (Stuttgart/DE)

- 1510.1 *J.F. Benenati (Miami, FL/US)*
 1510.2 *C.D. Liapis (Athens/GR)*
 1510.3 *V. Rimbau (Barcelona/ES)*
 1510.4 *R.G. McWilliams (Liverpool/UK)*

SUN

Monday, September 28

07:40-08:20
Satellite Symposium

For the detailed programme, please refer to page 169.

08:30-09:30, Auditorium 8
Fundamental Course

FC 1701 Basic principles of transcatheter embolisation in the trauma patient

Moderators: G. Bartal (*Kfar-Saba/IL*),
A. Krajina (*Hradec Králové/CZ*)

- 1701.1 Treatment of extremity trauma
S.J. McPherson (Leeds/UK)
- 1701.2 Treatment of parenchymatous bleeding in abdominal cavity
J. Urbano (Madrid/ES)
- 1701.3 Treatment of pelvic haemorrhage
W. Jaschke (Innsbruck/AT)
- 1701.4 Role of stent grafts in large vessel trauma
F. Wolf (Vienna/AT)

08:30-09:30, Auditorium 6
Special Session

SS 1702 Venous Forum III: Pulmonary embolism and IVC filters

Moderators: R.W. Günther (*Aachen/DE*),
C.L. Zollkofer (*Kilchberg/CH*)

- 1702.1 PE: patient assessment and selection for treatment
M.K. Glynos (Athens/GR)
- 1702.2 Treatment options for pulmonary embolism
P.M. Papprotka (Munich/DE)
- 1702.3 Current evidence on IVC filter placement
M.-F. Giroux (Montreal, QC/CA)
- 1702.4 Challenging placements and retrievals
C.A. Binkert (Winterthur/CH)

NOW

08:30-09:30, Auditorium 1
Special Session

SS 1703 State-of-the-art SFA interventions

Moderators: E. Atar (*Petah Tikva/IL*),
D.K. Tsetis (*Iraklion/GR*)

- 1703.1 Trials update
S. Müller-Hülsbeck (Flensburg/DE)
- 1703.2 Techniques and complication management
M.A. Ruffino (Turin/IT)
- 1703.3 Are stent grafts the best option?
M. Schoder (Vienna/AT)
- 1703.4 Treatment options and cost effectiveness
P. Reimer (Karlsruhe/DE)

08:30-09:30, Room 5.A
Special Session

SS 1704 Management of renal malignancies

Moderators: J. Garnon (*Strasbourg/FR*),
F. Orsi (*Milan/IT*)

- 1704.1 Triage of the renal cancer patient
X. Buy (Bordeaux/FR)
- 1704.2 Ablation vs. nephron-sparing surgery: the evidence
D.J. Breen (Southampton/UK)
- 1704.3 Ablation: what's new?
J. Tacke (Passau/DE)
- 1704.4 Is there any role for intra-arterial therapies?
E. Boatta (Strasbourg/FR)

MON

08:30-09:30, Auditorium 2

Lecture Session

LS 1705 Complex thoracic aorta



*Moderators: C. Ferro (Genoa/IT),
T.M. Mastracci (London/UK)*

1705.1 Technical issues in thoraco-abdominal
branched grafting

E. Verhoeven (Nuremberg/DE)

1705.2 Off-the-shelf endografts for TAAA: benefits
and limitations

C.D. Bicknell (London/UK)

1705.3 Current status of arch branched repair

N. Mangialardi (Rome/IT)

1705.4 Hybrid procedures for aortic arch disease

T.A. Resch (Malmö/SE)

Debate on left subclavian artery

1705.5 The left subclavian artery can be covered in
most TEVAR cases without revascularisation:
pro

F. Fanelli (Rome/IT)

1705.6 The left subclavian artery can be covered in
most TEVAR cases without revascularisation:
con

R.G.J. Gibbs (London/UK)

08:30-10:00, Room 5.C

Hands-on Workshop

**EMT-How 3 Embolisation: materials and tools -
liquid agents**

*Co-ordinators: A. Martínez de la Cuesta
(Pamplona/ES), J.V. Patel (Leeds/UK)*

*Instructors: A. Alonso-Burgos (Madrid/ES),
R. Loffroy (Dijon/FR), I.J. McCafferty*

(Birmingham/UK), D. Miller (Jacksonville, FL/US)

MON

08:30-10:00, Auditorium 3

Hands-on Workshop

**TA-How 3 Tumour ablation: tips and tricks -
lung & thyroid gland**

*Co-ordinators: L. Hechelhammer (St. Gallen/CH),
T.K. Helmberger (Munich/DE)*

Instructors: J.H. Baek (Seoul/KR), L. Crocetti

*(Pisa/IT), F. Deschamps (Villejuif/FR), C. Rountas
(Larissa/GR)*

08:30-13:00, Simulator Gallery

Hands-on Workshop

**PTP-How 3 Principles to practice: education and
simulation skills training - The role of
interventional radiology in trauma**

*Co-ordinators: D.O. Kessel (Leeds/UK),
M. Midulla (Valenciennes/FR),*

J.C. van den Berg (Lugano/CH)

Session organiser: I. Zealley (Dundee/UK)

*Instructors: S.S. Pillai (Dundee/UK), M. Taudorf
(Copenhagen/DK), R. Uberoi (Oxford/UK),
R.D. White (Cardiff/UK)*

PTP 3.1 Group 1 (08:30-10:40)

PTP 3.2 Group 2 (09:40-11:50)

PTP 3.3 Group 3 (10:50-13:00)

10:00-11:00, Auditorium 6
Fundamental Course

FC 1801 Basic principles of transcatheter embolisation in thoracic haemorrhage

Moderators: *J. Egge (Haugesund/NO),
J.E. Jackson (London/UK)*

- 1801.1 Treatment of bronchial artery bleeding
M. Szczepko-Trojanowska (Lublin/PL)
- 1801.2 Treatment of pulmonary artery aneurysms
J.A. Vos (Nieuwegein/NL)
- 1801.3 Treatment of thoracic wall and aortic arch branches haemorrhage
T. Sabharwal (London/UK)
- 1801.4 Thoracic duct embolisation
W. Prevoo (Amsterdam/NL)

MON

10:00-11:00, Auditorium 8
Special Session

SS 1802 State-of-the-art visceral artery aneurysm and pseudoaneurysm management

Moderators: *F. Florio (San Giovanni Rotondo/IT),
V. Vidjak (Zagreb/HR)*

- 1802.1 Epidemiology, clinical presentation and imaging
P. Vilares Morgado (Porto/PT)
- 1802.2 Current evidence and patient triage
L.P. Lawler (Dublin/IE)
- 1802.3 Stentgrafts and embolisation: technique
M.S. Hamady (London/UK)
- 1802.4 Periprocedural care and patient follow-up
P.P. Goffette (Brussels/BE)

10:00-11:00, Auditorium 1
Special Session

SS 1803 State-of-the-art BTK interventions

Moderators: *K.S. Koulik (Athens/GR),
T. Rand (Vienna/AT)*

- 1803.1 Trials update
H. van Overhagen (The Hague/NL)
- 1803.2 Techniques and complication management
L.M. Palena (Abano Terme/IT)
- 1803.3 Wound care and patient follow-up
K.N. Katsanos (London/UK)
- 1803.4 Bioresorbable vascular scaffolds
T.W.I. Clark (Philadelphia, PA/US)

10:00-11:00, Room 5.A

Interactive Case Session

ICS 1804 Difficult and unusual tumour ablations

1804.1 *A. Gangi (Strasbourg/FR)*
1804.2 *L. Solbiati (Busto Arsizio/IT)*

e-voting

10:00-11:00, Room 3.A

Special Session

SS 1805 Credibility and value for money: the keys to success

Moderators: *A. Adam (London/UK),
J.A. Reekers (Amsterdam/NL)*

- 1805.1 Cost effectiveness in medicine: what is it, and how do you measure it?
P. McCrone (London/UK)
- 1805.2 Quality assurance and value for money: how IR can prove its worth
L.M. Kenny (Brisbane, QLD/AU)
- 1805.3 Comparative effectiveness research: IR states its case
R. Lencioni (Pisa/IT)
- 1805.4 Next important steps for IR
A. Adam (London/UK)

10:00-11:00, Auditorium 2

Lecture Session

LS 1806 Complex abdominal aorta

IDEAS

Moderators: *J.F. Benenati (Miami, FL/US),
L. di Marzo (Rome/IT)*

1806.1 Adverse neck anatomy is progressive despite initial successful EVAR: implications for technique and device selection

T.M. Mastracci (London/UK)

1806.2 Fenestrated grafts vs. open surgery in juxtarenal AAA

J.-P. Becquemin (Créteil/FR)

1806.3 Tips and tricks for FEVAR

R.G. McWilliams (Liverpool/UK)

1806.4 EVAR with short neck: the role of chimney technique

F.E. Vermassen (Ghent/BE)

1806.5 **Debate on complex anatomy: short neck**
Short necks can be treated by standard EVAR using new devices

R.M. Greenhalgh (London/UK)

1806.6 Short necks need more advanced endovascular techniques

M.A. Funovics (Vienna/AT)

11:15-12:45, Room 5.C

Hands-on Workshop

EMT-How 4 Embolisation: materials and tools – liquid agents

Co-ordinators: *A. Martinez de la Cuesta (Pamplona/ES), J.V. Patel (Leeds/UK)*

Instructors: *A. Alonso-Burgos (Madrid/ES),
R. Laffroy (Dijon/FR), I.J. McCaffery (Birmingham/UK), D. Miller (Jacksonville, FL/US)*

MON

11:15-12:45, Auditorium 3

Hands-on Workshop

TA-How 4 Tumour ablation: tips and tricks – lung & thyroid gland

Co-ordinators: *L. Hechelhammer (St. Gallen/CH),
T.K. Helmberger (Munich/DE)*

Instructors: *J.H. Baek (Seoul/KR), L. Crocetti (Pisa/IT), F. Deschamps (Villejuif/FR), C. Rountas (Larissa/GR)*

11:30-12:30

Satellite Symposia

For the detailed programmes, please refer to pages 169-170.

MON

11:30-12:30, Room 3.A

EFRS Workshop

RWS 1904 Management of pain during IR procedures

1904.1 *A. England (Manchester/UK)*

1904.2 *S. Morse (Manchester/UK)*

13:00-14:00

Satellite Symposia

For the detailed programmes, please refer to pages 171-172.

14:30-15:15, Auditorium 1

The X-Session

XS 2101

Moderators: *A.-M. Belli (London/UK),
E. Brountzos (Athens/GR)*

Speakers: *D. Vorwerk (Ingolstadt/DE), A. Adam (London/UK), J. Lammer (Vienna/AT), J.A. Reekers (Amsterdam/NL), J.H. Peregrin (Prague/CZ),
M.J. Lee (Dublin/IE)*

15:15-16:00, Auditorium 1
FI 2102 Film Interpretation Quiz

Co-ordinators: *O.M. van Delden (Amsterdam/NL),
 A.F. Watkinson (Exeter/UK)*

14:30-15:30, Auditorium 2
 Aortic Round Table
ART 2103 Thoracic aorta



Moderator: *F. Fanelli (Rome/IT)*

- 2103.1 Arch aneurysm management
M.D. Dake (Stanford, CA/US)
- 2103.2 Paraplegia prevention and management in TAAA branched grafting
S. Haulon (Lille/FR)
- 2103.3 Management of complications of chronic dissection
C. Nienaber (London/UK)
- 2103.4 Acute type B dissection
S. Trimarchi (San Donato Milanese/IT)

14:30-15:30
Satellite Symposium

For the detailed programme, please refer to page 172.

15:30-16:00
Satellite Symposium

For the detailed programme, please refer to page 173.

MON

16:15-17:15, Auditorium 7
 Workshop
WS 2201 Acute lower limb ischaemia: case-based discussion

- 2201.1 *A. Buecker (Homburg/DE)*
- 2201.2 *J.-P. Beregi (Nîmes/FR)*

16:15-17:15, Auditorium 6
 Workshop
WS 2202 Iatrogenic and non-iatrogenic trauma: case-based discussion

- 2202.1 *S.J. Park (Incheon/KR)*
- 2202.2 *M. Černá (Olomouc/CZ)*

16:15-17:15, Room 5.A
 Workshop
WS 2203 Challenging biliary interventions: case-based discussion

- 2203.1 *M.E. Krokidis (Cambridge/UK)*
- 2203.2 *B. Gonçalves (Porto/PT)*

16:15-17:15, Room 5.B
 Workshop
WS 2204 Lung and kidney ablation: case-based discussion

- 2204.1 *R.F. Grasso (Rome/IT)*
- 2204.2 *C.S. Georgiades (Nicosia/CY)*

16:15-17:15, Room 3.A

Free Paper Session

FP 2205 Neurointerventions

Moderators: T. Andersson (Stockholm/SE),
T. Engelhorn (Erlangen/DE)

2205.1 Emergency stenting of the internal carotid artery in combination with anterior circulation thrombectomy in acute ischemic stroke: a retrospective multicenter study

D. Behme¹, A. Mpotsaris², Z. Philipp³,
M.N. Psychogios⁴, A. Kowoll⁵, C. Maurer⁶,
F. Joachimski⁷, J. Liman⁸, K. Wasser⁹,
C. Kabbasch², A. Berlis⁴, M. Knauth¹, T. Liebig²,
W. Weber²; ¹Göttingen/DE, ²Cologne/DE,
³Bochum/DE, ⁴Augsburg/DE

2205.2 Efficacy and outcome of mechanical thrombectomy in stroke in relation to occlusion site

J. Arnold, R. Dabitz, K. Schöneboom, S. Triebe,
L. Fuhr, U. Leppmeier, V. Collado Seidel,
T. Pfefferkorn, D. Vonwerth; Ingolstadt/DE

2205.3 The „black hemisphere“ sign in CT angiography: a reliable surrogate for poor clinical outcome in patients with acute ischemic stroke

L. De Paoli, M.P. Fürstner, K.A. Hausegger,
Klagenfurt/AT

2205.4 Practical value of the THRIVE score to predict outcome after up-to-date mechanical recanalization in stroke

J. Arnold, R. Dabitz, K. Schöneboom, S. Triebe,
L. Fuhr, U. Leppmeier, V. Collado Seidel,
T. Pfefferkorn, D. Vonwerth; Ingolstadt/DE

2205.5 Carotid artery vasoreactivity in patients with peripheral arterial occlusive disease: the CAVIPAD study

S. Pouwels, A. van Mill, D. Thijssen, M. Warlé,
Nijmegen/NL

MON

2205.6 The effectiveness of a 5000 IU bolus of heparin in achieving therapeutic anticoagulation in peripheral angioplasty: a real world study
A. Susac¹, V. Semeraro¹, M. Gonsalves¹, R. Das¹,
F. Boccuzzi², A. Cinda², A.-M. Belli³; ¹London/UK,
²Rome/IT

16:15-17:15, Room 1.15

Free Paper Session

FP 2206 Liver: TARE and RT

Moderators: J. Bruix (Barcelona/ES),
P.L. Pereira (Heilbronn/DE)

2206.1 DSM-TACE of advanced HCC: evaluation of tumor response in patients with contraindications to SIRT or cTACE

M.P. Reinboldt, J.M. Theysohn, J. Best,
T.C. Lauenstein, A. Weter; Essen/DE

2206.2 Hepatopulmonary shunting is an independent prognostic indicator of survival in metastatic colorectal adenocarcinoma patients treated with yttrium-90 radioembolization

K. Narsinh¹, M. Suhail¹, K. Thurston², J. Minocha³,
A.S. Kennedy³, S.C. Rose⁴; ¹San Diego, CA/US,
²West Grove, PA/US, ³Nashville, TN/US

2206.3 Computed tomography and magnetic resonance imaging characteristics of novel radiopaque Yttrium-Strontium-Gallium-Silicate oxide glass microspheres: potential materials for radioembolization

X. Zhang, S. Kehoe, C. Davis, E. Tonkopi, D. Boyd,
C. Bowen, R. Abraham, K. Brewer, Halifax, NS/CA

2206.4 Selective internal radiation therapy (SIRT) with yttrium-90 for unresectable intrahepatic cholangiocarcinoma: survival, efficacy and safety

R.K. Muli Jogi, J. Tibballs, S. Samuelson,
Nedlands, WA/AU

2206.5 Increased toxicity following SIR-spheres radioembolization in patients with hypoalbuminemia

E. Mills-Robertson, S. Hunt, A. Dunn, T. Gade,
M.C. Soulen, G.J. Nadolski; Philadelphia, PA/US

2206.6 Transarterial radioembolization with yttrium-90 microspheres in the treatment of unresectable hepatocellular carcinoma: results from a comprehensive cancer institute in India
A.M. Patnaya, S.S. Kulkarni, N.S. Shetty, S.S. Patil, V.N. Bakare, A. Kumar, A. Janu, M. Goel, S.V. Shrikhande, S. Mehta, M.H. Thakur, Mumbai/IN

16:15-17:15, Room 3.B

Free Paper Session

FP 2207 Portal vein (BRTO) and spleen

Moderators: É. Coimbra (Lisbon/PT), K. Kichikawa (Nara/JP)

2207.1 Clinical outcome of modified BRTO: vascular plug and coil-assisted retrograde transvenous obliteration for treating active bleeding patients with gastric varices
T. Kim, H. Yang, Goyang-si Gyeonggi-do/KR

2207.2 Short-term comparison of vascular plug-assisted retrograde transvenous obliteration (PARTO) with conventional BRTO for the management of gastric varix
B.-H. Park, G.-S. Jung, J.-H. Jo, J.-H. Lee, J.-H. Park, Busan/KR

2207.3 **Comparison of balloon-occluded retrograde transvenous obliteration (BRTO) using ethanolamine oleate iopamidol (EOI), BRTO using sodium tetradecyl sulphate (STS) foam and modified BRTO (mBRTO)**

Y.H.D. Kim, Y.H. Kim, C.S. Kim, J.H. Kim, U.R. Kang, Daegu/KR

2207.4 Portal vein recanalization via a percutaneous transsplenic access
G.-Y. Ko, Y. Kim, K. Han, H.K. Ko, D.I. Gwon, K.-B. Sung, Seoul/KR

2207.5 Partial splenic embolization for the treatment of chemotherapy-induced thrombocytopenia
J.H.M. Luz, L.A. Rodrigues, T.N. Miranda, H.S. Martin, H.S. Souza, H.R. Gouveia, R.B. Levigard, F.D. Nogueira, B. Caetano, R. Gil, A. Palladino, A. de Oliveira Junior, Rio de Janeiro/BR

MON

2207.6 Iatrogenic portal venous bleeding: what is the role of interventional treatment?
J.W. Kim¹, J.H. Shim², G.-Y. Ko³, H.-K. Yoon², S.B. Cho³, E.-Y. Kim³, ¹Incheon/KR, ²Seoul/KR, ³Osong/KR

16:15-17:15, Auditorium 8

GA 2209 General Assembly

e-voting

16:15-17:15, Auditorium 2
 Multidisciplinary Expert Board

MEB 2210 Aortic disease

IDEAS

*Co-ordinators: K.A. Hausegger (Klagenfurt/AT), C.D. Liapis (Athens/GR)
 Panellists: M.D. Dake (Stanford, CA/US), M.P. Jenkins (London/UK), J.C. Parodi (Buenos Aires/AR)*

17:30-18:30, Room 5.A

Workshop

WS 2301 The difficult IVC filter: case-based discussion

2301.1 T.B. Kinney (San Diego, CA/US)

2301.2 D.A. Valenti (Montreal, QC/CA)

17:30-18:30, Auditorium 7

Workshop

WS 2302 The difficult vascular malformation: case-based discussion

2302.1 P. Waldenberger (Salzburg/AT)

2302.2 B. Peynircioglu (Ankara/TR)

17:30-18:30, Auditorium 8
Workshop

WS 2303 **Interventional management of pancreatitis: case-based discussion**

2303.1 *O. Akhan (Ankara/TR)*
2303.2 *V. Válek (Brno/CZ)*

17:30-18:30, Room 5.B
Free Paper Session

FP 2304 **Vascular: iliac arteries**

*Moderators: C. Nolte-Ernsting (Mülheim/DE),
C. Stroszczyński (Regensburg/DE)*

2304.1 Fusion of CT angiography or MR angiography with unenhanced CBCT and fluoroscopy guidance in endovascular treatments of aorto-iliac steno-occlusion: technical note on a preliminary experience
N. Lucchina, C. Floridi, A.M. Ierardi, G. Xhepa, E. Duka, F. Girolando, F. Fontana, G. Carratello; Varese/IT

2304.2 Transradial and translumbar access for iliac artery intervention using sheathless guiding: feasibility study
Z. Ruzsa¹, B. Nemes¹, K. Tóth²; ¹Budapest/HU, ²Kecskemét/HU

2304.3 Iliac chronic total occlusions treatment using the Outback LTD re-entry catheter: single-center experience and midterm results
G. Passalacqua, P. Filauri, M. Doddi, M. Santoro, G. De Blasis; Avezzano/IT

2304.4 **AGIR study: a prospective randomized control trial comparing efficacy of Angio-Seal™ vascular closure device vs manual compression in interventional radiology**
P. Vilares Morgado¹, A. Lefevre², M.A. de Gregorio³, R. Reyes⁴, T. Hernandez⁵, I. Acitores⁵, A. Mingo⁵; ¹Porto/PT, ²La Louvière/BE, ³Zaragoza/ES, ⁴Las Palmas/ES, ⁵Madrid/ES



2304.5 Clinical outcomes of the BIOFLEX-I study: utilization of self-expanding stents in the iliac arteries

M. Bradmann¹, M.W. Burke², M.R. Jaff³; ¹Graz/AT, ²Toledo, OH/US, ³Boston, MA/US

2304.6 Outcomes following endovascular treatment of the internal iliac artery for buttock claudication

W. Al-Obaydi, F. Kovacs, P. Thurley, J.E. Kirk, J.G. Pollock, M. De Nunzio, P.M. Bungay; Derby/UK

17:30-18:30, Room 3.A
Free Paper Session

FP 2305 **Prostate**

*Moderators: A. Basile (Catania/IT),
L. Hechelhammer (St. Gallen/CH)*

2305.1 The safety and efficacy of prostatic arterial re-embolization for benign prostatic hyperplasia: preliminary results

N.V. Costa, J.A. Pereira, L. Fernandes, T. Bilhim, J.M. Pisco; Lisbon/PT

2305.2 Prostate artery embolisation: initial experience and outcome for treatment of benign prostatic hyperplasia at a single institution

A. Parthipan, S. Ilyas, R. Popert, P. Shiv, S. Pandian, W. Lam, S. Samad, T. Sabharwal; London/UK

2305.3 Prostatic artery embolization in benign prostatic hyperplasia: preliminary results in 28 patients

A. Antonietti, A. Balderi, F. Pedrazzini, D. Sortino, S. Bongiovanni, C. Vinyo, G. Giovino, M. Grosso; Cuneo/IT

2305.4 **Long-term results of prostatic artery embolization for patients with benign prostatic hyperplasia: 240 cases**

J.M. Pisco, T. Bilhim, L.C. Pinheiro, J.A. Pereira, L. Fernandes, N.V. Costa, M. Duarte, A. Oliveira; Lisbon/PT



MON

MON

- 2305.5 The short- and medium-term results of prostatic artery embolization with bead block for patients with benign prostatic hyperplasia
J.M. Pisco, T. Bilhim, J.A. Pereira, L. Fernandes, N.V. Costa, M. Duarte, L.C. Pinheiro, A. Oliveira; Lisbon/PT
- 2305.6 Embolization for patients with benign prostatic hyperplasia, very large prostate and moderate-to-severe lower urinary tract symptoms (LUTS) as an alternative to open surgery
J.M. Pisco, L.C. Pinheiro, T. Bilhim, J.A. Pereira, L. Fernandes, N.V. Costa, M. Duarte, A. Oliveira; Lisbon/PT

17:30-18:30, Room 1.15
 Free Paper Session

FP 2306 Thyroid and patient care

Moderators: *J.H. Baek (Seoul/KR), T.J. Kroencke (Augsburg/DE)*

- 2306.1 Mid-term clinical results of larynx-preserving approach for advanced laryngeal cancer using modified RADPLAT
N. Tanaka, T. Abe, M. Koganemaru, A. Kuhara, K. Muraki, E. Ogou, Y. Uchiyama, H. Etou, H. Umeno; Kurume/JP
- 2306.2 Radiofrequency ablation: new perspectives in the treatment of malignant and benign thyroid diseases
R. Cervelli, S. Mazzeo, V. Battaglia, C. Cappelli, B. Pontillo Contillo, L. De Napoli, C. Bartolozzi; Pisa/IT
- 2306.3 Radiofrequency versus ethanol ablation for treating predominantly cystic thyroid nodules: a randomized clinical trial**
E.J. Ha¹, J.H. Baek², J.Y. Sung³; ¹Suwon/KR, ²Seoul/KR
- 2306.4 Complications following US-guided core-needle biopsy for thyroid lesions: a retrospective study of 6175 consecutive patients and systematic review
E.J. Ha¹, J.H. Baek²; ¹Suwon/KR, ²Seoul/KR



- 2306.5 Labeling interventional radiology drains to prevent medical errors and improve patient care
A. Sparks, T. Caridi; Washington, DC/US
- 2306.6 Patient-controlled sedation in interventional radiology
T.M. Snow, W. Clements; Prahran, VIC/AU

17:30-18:30
 Satellite Symposia

For the detailed programmes, please refer to page 173.



17:30-18:30, Auditorium 2

Lecture Session

LS 2310 Ruptured AAA



Moderators: *R.M. Greenhalgh (London/UK), F.J. Veith (New York, NY/US)*

- 2310.1 Organisational requirements for effective endovascular RAAA treatment
A. Chavan (Oldenburg/DE)
- 2310.2 What is the evidence for permissive hypotension in RAAA?
G. Nicholson (London/UK)
- 2310.3 SWEDVASC Registry: primary EVAR or primary open strategy for ruptured AAA
K. Mani (Uppsala/SE)
- 2310.4 Is there a role for chimney and periscopes in short-necked ruptured AAA?
M.W. de Haan (Maastricht/NL)
- Debate: IMPROVE and AJAX trial**
- 2310.5 Endovascular treatment is equal to open surgery
J.A. Reekers (Amsterdam/NL)
- 2310.6 Endovascular treatment is not equal to open surgery
J. Lammer (Vienna/AT)

Tuesday, September 29

08:30-09:30, Auditorium 1
Fundamental Course

FC 2501 Men's health – basic principles of BPH treatment

*Moderators: G. Carrafiello (Varese/IT),
M.A. de Gregorio (Zaragoza/ES)*

- 2501.1 Indication for treatment – patient triage
M.R. Sapoval (Paris/FR)
- 2501.2 Current evidence on prostate artery embolisation
N. Hacking (Southampton/UK)
- 2501.3 Prostate artery embolisation: technique
F.C. Carnevale (São Paulo/BR)
- 2501.4 Tips and tricks for difficult PAE procedures
T. Bilhim (Lisbon/PT)

08:30-09:30, Auditorium 6

Special Session

SS 2502 State-of-the-art aorto-iliac disease treatment

*Moderators: D.D. Liermann (Heme/DE),
K. Schürmann (Dortmund/DE)*

- 2502.1 Current evidence and practice since TASC II
P. Mirko (Homburg/DE)
- 2502.2 Treatment of bifurcational lesions
D.K. Tsetis (Irklikon/GR)
- 2502.3 Treatment of long occlusions
K. Schürmann (Dortmund/DE)
- 2502.4 Treatment of iliac aneurysms
G.S. Goh (Melbourne, VIC/AU)

TUE

08:30-09:30, Auditorium 8

Special Session

SS 2503 HCC in liver transplantation

*Moderators: M. Bezzi (Rome/IT),
H.J. Shim (Seoul/KR)*

- 2503.1 Patient selection and criteria for organ allocation
V. Mazzaferro (Milan/IT)
- 2503.2 Imaging before transplantation
V. Vilgrain (Clichy/FR)
- 2503.3 The role of bridging therapies
M.C. Burgmans (Leiden/NL)
- 2503.4 Downstaging
N. Goldberg (Jerusalem/IL)

08:30-09:30, Room 5.A

Special Session

SS 2504 Quality in IR

*Moderators: A. Adam (London/UK),
D. Morhard (Schweinfurt/DE)*

- 2504.1 Influence of data on quality
P. Reimer (Karlsruhe/DE)
- 2504.2 Influence of checklist use on patient safety
M.J. Lee (Dublin/IE)
- 2504.3 Influence of standardisation on outcome (CIRSE guidelines)
T.J. Kroenke (Augsburg/DE)
- 2504.4 Factors influencing patient satisfaction
T.J. Cleveland (Sheffield/UK)

08:30-09:30, Auditorium 2

Lecture Session

IDEAS

LS 2505 Imaging of the aorta

Moderators: *P. Haage (Wuppertal/DE),
P. Vilares Morgado (Porto/PT)*

2505.1 Should we use 3D ultrasound for AAAs?

W. Schierling (Regensburg/DE)

2505.2 Does MR have a role in pre- and post-procedural imaging?

D.A. Brisbois (Liège/BE)

2505.3 The use of robotics to perform EVAR

M.S. Hamady (London/UK)

2505.4 The increasing role of fusion imaging in endovascular aortic procedures

G.M. Richter (Stuttgart/DE)

Debate on imaging for surveillance

2505.5 Duplex ultrasound should replace CTA for post-EVAR surveillance

P. Ricci (Rome/IT)

2505.6 Low-dose CTA is superior to CDUS for post-EVAR surveillance

C.M. Loewe (Vienna/AT)

08:30-10:00, Room 5.C

Hands-on Workshop

EMT-How 5 Embolisation: materials and tools - particulate agents

Co-ordinators: *A. Martinez de la Cuesta (Pamplona/ES), J.V. Patel (Leeds/UK)*

Instructors: *I. Bargellini (Pisa/IT), F. Fanelli (Rome/IT), R. Lopez-Benitez (Bern/CH), F. Orsi (Milan/IT), S. Zangos (Frankfurt/DE)*

TUE

08:30-10:00, Auditorium 3

Hands-on Workshop

TA-How 5 Tumour ablation: tips and tricks - bone & soft tissue

Co-ordinators: *L. Hechelhammer (St. Gallen/CH),
T.K. Heimberger (Munich/DE)*

Instructors: *S. Marcia (Cagliari/IT),
C.G. Trumm (Munich/DE)*

08:30-13:00, Simulator Gallery

Hands-on Workshop

PTP-How 4 Principles to practice: education and simulation skills training - Handling complications in iliac and femoral interventions

Co-ordinators: *D.O. Kessel (Leeds/UK), M. Midulla (Valenciennes/FR), J.C. van den Berg (Lugano/CH)*

Session organiser: *J.A. Vos (Nieuwegein/NL)*
Instructors: *W.A. Clark (Ramsgate, NSW/AU),
O.E. Elgersma (Dordrecht/NL), G.S. Goh (Melbourne, VIC/AU), R. Lely (Amsterdam/NL)*

PTP 4.1 Group 1 (08:30-10:40)

PTP 4.2 Group 2 (09:40-11:50)

PTP 4.3 Group 3 (10:50-13:00)

TUE

10:00-11:00, Auditorium 6
Fundamental Course

FC 2601 Women's health – basic principles of UAE for symptomatic fibroids

Moderators: *N. Hacking (Southampton/UK),
M. Szczerbo-Trojanowska (Lublin/PL)*

- 2601.1 Indication for treatment – patient triage
J.B. Spies (Washington, DC/US)
- 2601.2 Pre-procedural imaging, patient preparation and medication
H. Verhiet-Kovacsik (Montpellier/FR)
- 2601.3 Tips and tricks for difficult UAE procedures
P.N.M. Lohle (Tilburg/NL)
- 2601.4 Procedural complications and pain management
J.-P. Pelage (Caen/FR)

TUE

10:00-11:00, Auditorium 1
Special Session

SS 2602 Evidence Forum: Drug-eluting devices

Moderators: *M.D. Dake (Stanford, CA/US),
J. Lammer (Vienna/AT)*

- 2602.1 Drug-eluting devices in supra-aortic lesions
R. Gandini (Rome/IT)
- 2602.2 Drug-eluting devices in haemodialysis access
R.H. Portugaller (Graz/AT)
- 2602.3 Drug-eluting devices in SFA lesions
P. Krishnan (New York, NY/US)
- 2602.4 Drug-eluting devices in BTK lesions
N. Chalmers (Manchester/UK)

10:00-11:00, Room 5.A
Special Session

SS 2603 Trials and current evidence in interventional oncology

Moderators: *A. Denys (Lausanne/CH),
T.F. Jakobs (Munich/DE)*

- 2603.1 TACE
K. Malagari (Athens/GR)
- 2603.2 Radioembolisation
J.J. Bilbao (Pamplona/ES)
- 2603.3 Microwave and cryoablation
G. Narayanan (Miami, FL/US)
- 2603.4 HIFU and IRE
M. Bezzi (Rome/IT)

10:00-11:00, Room 3.A
Special Session

SS 2604 State-of-the-art spinal tumour interventions

Moderators: *A. Gangi (Strasbourg/FR),
D.A. Kelekis (Athens/GR)*

- 2604.1 Procedural approach and bone biopsy
D.K. Filippidis (Athens/GR)
- 2604.2 Percutaneous treatment of benign tumours
G. Tsoumakidou (Strasbourg/FR)
- 2604.3 Percutaneous treatment of malignancies
F. Deschamps (Villejuif/FR)
- 2604.4 Embolisation
A.G. Ryan (Waterford City/IE)

10:00-11:00, Auditorium 8
CIRSE meets
CM 2605 CIRSE meets China

Moderators: A.-M. Belli (London/UK),
H. Shan (Guangzhou/CN)

- 2605.1 Percutaneous transhepatic portosystemic shunt
H. Shan (Guangzhou/CN)
- 2605.2 Stent loaded with 125I seeds in malignancies – from bench to bedside
G.-J. Teng (Nanjing/CN)
- 2605.3 Hybrid intervention for complex cerebrovascular disease
W.-J. Jiang (Beijing/CN)

10:00-11:00, Auditorium 2
Interactive Case Session
ICS 2606 Thoracic aorta

Moderator: C. Nienaber (London/UK)

- 2606.1 H. Rousseau (Toulouse/FR)
- 2606.2 A. Chavan (Oldenburg/DE)
- 2606.3 M.A. Funovics (Vienna/AT)
- 2606.4 M.P. Jenkins (London/UK)

11:15-12:45, Room 5.C
Hands-on Workshop

EMT-How 6 Embolisation: materials and tools – particulate agents

Co-ordinators: A. Martinez de la Cuesta (Pamplona/ES), J.V. Patel (Leeds/UK)
Instructors: I. Bargellini (Pisa/IT), F. Fanelli (Rome/IT), R. Lopez-Benitez (Bern/CH), F. Orsi (Milan/IT), S. Zangos (Frankfurt/DE)

TUE

IDEAS

11:15-12:45, Auditorium 3
Hands-on Workshop

TA-How 6 Tumour ablation: tips and tricks – bone & soft tissue

Co-ordinators: L. Hechelhammer (St. Gallen/CH),
T.K. Heimberger (Munich/DE)
Instructors: S. Marcia (Cagliari/IT),
C.G. Trumm (Munich/DE)

11:30-12:30, Auditorium 6
Special Session
SS 2701 GI tract haemorrhage

Moderators: R. Uberoi (Oxford/UK),
O.M. van Delden (Amsterdam/NL)

- 2701.1 Clinical evaluation and imaging of GI bleeding
D.A. Brisbois (Liège/BE)
- 2701.2 Treatment and outcome: upper GI bleeding
P.E. Bize (Lausanne/CH)
- 2701.3 Treatment and outcome: lower GI bleeding
P.F. Sousa (Vila Real/PT)
- 2701.4 Diagnosis and treatment of chronic GI bleeding
V. Vidal (Marseille/FR)

TUE

11:30-12:30, Auditorium 8
Special Session

SS 2702 State-of-the-art endovascular thrombectomy

Moderators: B. Gebauer (Berlin/DE),
T.B. Kinney (San Diego, CA/US)

- 2702.1 Lower extremity aspiration thrombectomy
M. Katoh (Krefeld/DE)
- 2702.2 Visceral artery thrombectomy
J. Raupach (Hradec Kralovè/CZ)
- 2702.3 Venous thrombectomy
G.J. O'Sullivan (Galway/IE)
- 2702.4 Mechanical intracranial thrombectomy
C.P. Stracke (Essen/DE)

11:30-12:30, Room 5.A
Special Session

SS 2703 Transcatheter embolisation in liver metastatic disease

*Moderators: J.I. Bilbao (Pamplona/ES),
J. Taieb (Paris/FR)*

- 2703.1 Neuroendocrine liver metastases
B.A. Radeleff (Heidelberg/DE)
- 2703.2 CRC liver metastases
A. Denys (Lausanne/CH)
- 2703.3 Other liver metastases
K.P. van Lienden (Amsterdam/NL)
- 2703.4 Portal vein embolisation
M. Das (Maastricht/NL)

11:30-12:30, Room 3-A
Special Session

SS 2704 Malignant bone tumours: current evidence and new frontiers

*Moderators: A. Gangi (Strasbourg/FR),
S. Masala (Rome/IT)*

- 2704.1 Focal treatment: when and how
M.R. Callstrom (Rochester, MN/US)
- 2704.2 Pain palliation of bone metastases
A.D. Kelekis (Athens/GR)
- 2704.3 Fractures: prevention and treatment
J. Garmon (Strasbourg/FR)
- 2704.4 The potential of high-intensity focused ultrasound
A. Napoli (Rome/IT)

TUE

11:30-12:30, Auditorium 1
Multidisciplinary Expert Board

MEB 2705 PAD: carotid stenosis (conservative/medical, CEA, CAS)

*Co-ordinator: D. Vorwerk (Ingolstadt/DE)
Panellists: E. Brountzos (Athens/GR),
T.J. Cleveland (Sheffield/UK), A. Halliday
(Oxford/UK), M. Sitzer (Herford/DE)*

11:30-12:30, Auditorium 2
Lecture Session

LS 2706 Endoleaks and complications

IDEAS

*Moderators: J. Lammer (Vienna/AT),
T.A. Resch (Malmö/SE)*

2706.1 EndoAnchors to fix type I endoleaks: can they replace Palmaz stents and/or cuffs?
D. Böckler (Heidelberg/DE)

2706.2 Type II endoleaks: management options
F. Pozzi-Mucelli (Trieste/IT)

2706.3 Re-intervention after fenestrated and branched endovascular repair
R.A. Morgan (London/UK)

2706.4 Treatment of limb occlusions and how to prevent them
G.A. Maleux (Leuven/BE)

Debate: EVAR rarely needs follow-up
EVAR rarely needs follow-up: for the motion
J.F. Benenati (Miami, FL/US)

2706.6 EVAR rarely needs follow-up: against the motion
F.E. Vermassen (Ghent/BE)

TUE

13:00-14:00
Satellite Symposia

For the detailed programmes, please refer to page 174.

14:30-16:00, Auditorium 1
Honorary Lecture / Hot Topic Symposium

14:30-15:00, Auditorium 1
HL 2901 Josef Roesch Lecture

Moderator: A.-M. Belli (London/UK)
Laudation: M.J. Lee (Dublin/IE)

2901.1 CLI beyond pipe fitting
J.A. Reekers (Amsterdam/NL)

15:00-16:00, Auditorium 1
HTS 2902 Paediatric IR – expand your horizons

*Moderators: A.-M. Belli (London/UK),
D.J. Roebuck (London/UK)*

2902.1 Aneurysmal bone cysts

P. Warren (Columbus, OH/US)

2902.2 Lymphatic malformations of the orbit

A.M. Barnacle (London/UK)

2902.3 Lymphatic intervention in children

M. Itkin (Philadelphia, PA/US)

2902.4 Thrombolysis in children and adolescents

A.M. Cahill (Philadelphia, PA/US)

16:15-17:15, Auditorium 8
Workshop

WS 3001 Challenging supra-aortic interventions: case-based discussion

3001.1 *P. Brennan (Dublin/IE)*

3001.2 *J.C. van den Berg (Lugano/CH)*

16:15-17:15, Auditorium 7
Workshop

WS 3002 Advanced techniques for managing CLI: case-based discussion

3002.1 *R. Gandini (Rome/IT)*

3002.2 *H. van Overhagen (The Hague/NL)*

16:15-17:15, Auditorium 6
Workshop

WS 3003 Preparation for EBIR and the use of ESIRonline

3003.1 *K.A. Hausegger (Klagenfurt/AT)*

3003.2 *M. Bezzi (Rome/IT)*

16:15-17:15, Auditorium 2
Workshop

WS 3004 Basic and advanced Y-90: case-based discussion

3004.1 *J.I. Bilbao (Pamplona/ES)*

3004.2 *C. Ferro (Genoa/IT)*

TUE

TUE

16:15-17:15, Room 5.A
Free Paper Session

FP 3005 Vascular: aorta

Moderators: A. Chavan (Oldenburg/DE),
T. Pfammatter (Zurich/CH)

- 3005.1 A multi-institutional survey of transcatheter arterial embolization for type II endoleak after endovascular aortic repair: a retrospective study of technical aspects and outcomes
Y. Ogawa¹, H. Nishimaki², K. Osuga³, O. Ikeda⁴, N. Hongo⁵, S. Iwakoshi⁶, R. Kawasaki⁷, R. Woodhams⁸, M. Yamaguchi⁹, M. Kamiya¹⁰, M. Kanematsu¹¹, M. Honda¹², T. Kaminou¹³, J. Koizumi¹⁴, K. Kichikawa¹⁵, Kawasaki,
Kanagawa/JP, ²Kawasaki/JP, ³Suita, Osaka/JP, ⁴Kumamoto/JP, ⁵Oita/JP, ⁶Kashihara/JP, ⁷Himeji/JP, ⁸Sagamihara/JP, ⁹Kobe/JP, ¹⁰Hamamatsu/JP, ¹¹Yanagido/JP, ¹²Utsunomiya/JP, ¹³Yonago/JP, ¹⁴Isehara/JP
type 1 endoleak in 20 cases
S. Ameli-Renani, R.A. Morgan; London/UK
- 3005.2 Outcomes following Onyx embolisation of type 1 endoleak in 20 cases
A.Y. Göktay; Izmir/TR



3005.3

Long-term follow-up results of endovascular repair in the management of arterial stenosis caused by Takayasu arteritis

A. Gülcü, N.S. Gezer, S. Akar, N. Akkoç, F. Önen,
A.Y. Göktay; Izmir/TR

- 3005.4 Failure of periarterial and controlled delivery of doxycycline from biodegradable poly(lactide-co-glycolide) (PLGA) film to preserve elastin or collagen in a novel rabbit AAA model
Y. Bi; Zhengzhou/CN

- 3005.5 Endovascular repair of acute and chronic aortic type B dissections: procedural factors influencing the aortic remodelling
A. Cannavale, C. Cirelli, R. Rosati, M. Santoni,
F.M. Salvatori, F. Fanelli; Rome/IT
- 3005.6 Semiconversion with graft salvage as a safe treatment for persistent type II endoleak
N. Mangialardi, E. Serrao, S. Ronchey, A. Esposito,
S. Fazzini, M. Orrico; Rome/IT

TUE



3006.4

Does DEB-TACE enhance the local effect of IRE? Imaging and histopathological evaluation in a porcine model

P. Isfort, P. Rauen¹, H.-S. Na¹, N. Ito²,
C. Wilkmann¹, C.K. Kuhl¹, P. Bruners¹,
¹Aachen/DE, ²Tokyo/JP

- 3006.5 Characterisation of a novel drug-eluting radiopaque bead embolic
K. Ashraf, Y. Tang, P. Garcia, M.R. Dreher,
O. Domminge, D. Bilino, D. Guegan, S.L. Willis,
A.L. Lewis; Camberley/UK

- 3006.6 Repeated transarterial chemoocclusion with degradable starch microspheres (DSMs-TACO) of unresectable hepatocellular carcinoma: a prospective pilot study
E. Chegaj, A. Orlicchio, S. Merolla, M. Nezzo,
G. Simonetti; Rome/IT

16:15-17:15, Room 5.B
Free Paper Session

FP 3006 Liver TACE: experimental/new frontier

Moderators: J. Bruix (Barcelona/ES),
T.K. Helmsberger (Munich/DE)

- 3006.1 Ginsenoside Rg3 improves transarterial chemoembolization treatment in Chinese patients with advanced hepatocellular carcinoma
B. Zhou, J.-H. Wang, Z. Yan; Shanghai/CN
- 3006.2 UGT1A1 mutation status and exposure of target tumor and remote tissue to irinotecan and SN38 following hepatic DEBIRI
E. Levy¹, C. Peer¹, T. Sissung¹, A. Venkatesan¹,
P. Pandalari¹, T.F. Greden¹, M. Hughes¹, C. Garcia,
J. Peretti¹, W. Figg¹, A.L. Lewis², B.J. Wood¹,
¹Bethesda, MD/US, ²Farnham - Surrey/UK
- 3006.3 Evaluation of embolic effect, tumor selectivity, and anti-tumor efficacy of 3 doxorubicin/Lipiodol[®] formulations in a rabbit VX2 model
G. Farouji¹, F. Deschamps¹, L. Tselikas¹,
S. Catoen², C. Robic², W. Gonzalez², T. de Babè²,
¹Villejuif/FR, ²Villepinte/FR

16:15-17:15, Room 1.15
Free Paper Session

FP 3008 Lung ablation

Moderators: P.E. Bize (Lausanne/CH),
J. Palussière (Bordeaux/FR)

- 3008.1 Percutaneous thermal ablation of colorectal cancer lung metastases in nonsurgical patients: our experience
C. Raspanti, G. Gabbani, M. Citone, F. Mondaini, E. Mazza, Florence/IT
- 3008.2 Radiofrequency ablation (RFA) of advanced lung tumors: imaging features, local control, and survival analysis
Y. Wang, T.W. Li, D.G. Li, Shanghai/CN

3008.3 Radiofrequency ablation versus surgery for the treatment of lung metastases: a comparative study

L. Tselikas¹, S. Yevich¹, T. de Baère¹, A. Auferin¹, O. Mercier², A. Hakimé¹, C. Teritehau¹, E. Fadel¹, F. Deschamps¹, Villejuif/FR, ²Plessis Robinson/FR

- 3008.4 Robot-assisted navigation system for CT-guided percutaneous lung tumor procedures: our experience in Hong Kong
C.M. Chui, J.W.-L. Yu, S.C.-H. Yu, Hong Kong/HK

- 3008.5 Diffusion-weighted imaging guidance to CT-guided transthoracic biopsy
A. Canan, K. Güzel, M. Astarci, O. Kar Kurt, S. Gürel, F. Talay, Bolu/TR

- 3008.6 Utility of C-arm cone beam computed tomography and ablation software for planning and predicting thermal ablation of lung malignancies
E. Macchi, C. Floridi, A.M. Ierardi, G. Xhepa, F. Giordano, F. Fontana, C. Fagazzola, G. Carrafiello, Varese/IT



TUE

16:15-17:15, Room 3.A
Free Paper Session

FP 3007 IVC filters

Moderators: M.K. Glynos (Athens/GR),
O. Pellerin (Paris/FR)

- 3007.1 Prevention of pulmonary embolism in patients with severe trauma: role of IVC filters
I.T. Tran¹, B. Goss², H. Bjarnason², N.O. Skaga³, S. Roy³, J. Leonard⁴, D. Jenkins⁵, N.-E. Kløw⁶, ¹Lørenskog/NO, ²Rochester, MN/US, ³Oslo/NO
- 3007.2 Are pre-operative retrievable inferior vena cava filters ever actually retrieved?
G.H. Tse, T.J. Cleveland, S.D. Goode, Sheffield/UK

3007.3 The impact of a prospectively maintained IR database on IVC filter retrieval rates

J.G. McGarry, K.A. Pennycook, E. Ryan, P. Tharanatnam, S. Awaayhan, M.F. Given, F. McGrath, A. Keeling, M.J. Lee, Dublin/IE

- 3007.4 Two-year results of the prospective, multicenter Denali retrievable IVC filter trial
S.W. Stavropoulos, Philadelphia, PA/US

- 3007.5 Safety and efficacy of the Celect versus Denali retrievable IVC filter
I.G. Van Ho, D. Martinez, L. Kang, B.S. Funaki, Chicago, IL/US

- 3007.6 Multicenter trial of the VenaTech Convertible Filter: a novel approach to IVC filtration
E.J. Hohenwarter¹, J. Stone², P. O'Moore³, S. Smith⁴, J.B. Selby Jr.⁵, R.J. Lewandowski⁶, S.L. Samuels⁷, P. Kiproff⁸, D.W. Trost⁹, J. Hande¹⁰, E.J. Gandras¹¹, D.C. Madoff¹², A. Vlahos¹³, W.S. Rilling¹⁴, Milwaukee, WI/US, ²Charlottesville, VA/US, ³Abington, PA/US, ⁴Hinsdale, IL/US, ⁵Charleston, SC/US, ⁶Chicago, IL/US, ⁷Miami, FL/US, ⁸Pittsburgh, PA/US, ⁹New York, NY/US, ¹⁰Royal Oak, MI/US, ¹¹Manhasset, NY/US



TUE

17:30-18:30, Auditorium 8
Workshop

WS 3101 Challenging varicose vein ablation: case-based discussion

- 3101.1 *J.A. Kaufman (Portland, OR/US)*
- 3101.2 *K.D. McBride (Dunfermline/UK)*

17:30-18:30, Auditorium 7
Workshop

WS 3102 Challenging visceral artery aneurysms: case-based discussion

- 3102.1 *G.J. Robinson (Hull/UK)*
- 3102.2 *P. Chabrot (Clermont-Ferrand/FR)*

17:30-18:30, Auditorium 2
Workshop

WS 3103 Complications of abdominal surgery treatment: case-based discussion

- 3103.1 *P. Lucatelli (Rome/IT)*
- 3103.2 *T. Pfammatter (Zurich/CH)*



17:30-18:30, Room 5.A
Free Paper Session
FP 3104 Venous intervention

Moderators: *M. Åkesson (Malmö/SE),
P. Minko (Homburg/DE)*

3104.1 Impact of endovascular treatment for extensive venoocclusive deep vein thrombosis in the pediatric population
G.K. Chiramel¹, J.G. Amaral², M. Rizzi³, M. Temple², L. Brando²; ¹Vellore/IN, ²Toronto, ON/CA

3104.2 Predicting re-thrombosis and clinical failure in the endovascular management of May-Thurner syndrome
O. Ahmed¹, D. Jilani², M. Patel³, T. Ward¹, D. Hovsepian¹, W.T. Kuo¹, L. Hofmann¹; ¹Stanford, CA/US, ²Chicago, IL/US

3104.3 Five-year outcome after catheter-directed thrombolysis for upper femoral and/or iliac vein thrombosis: results of a randomized controlled trial (the CaVenT study)
Y. Haig¹, T.R. Ender¹, O. Grøtta¹, P.M. Sandset¹, C.-E. Slagsvold¹, G. Sandbæk¹, G. Hafsahl¹, L.O. Holmen², N.-E. Kløy¹; ¹Oslo/NO, ²Fredrikstad/NO

3104.4 Venous chimney graft technique in the endovascular treatment of central vein stenosis in hemodialysis patients
R. Corti¹, P. Quaranti¹, L.P. Moramarco¹, G. Leati¹, I. Fiorina¹, F. Galli¹; Pavia/IT

3104.5 An endovascular approach to the entrapped central venous catheter after cardiac surgery
S. Desai¹, S. Resnick¹, G. Foltz²; ¹Chicago, IL/US, ²St. Louis, MO/US

3104.6 Translumbar tunneled inferior vena cava catheter placement: single-centre 6-year experience
A. Romero, D. Ortega, J.R. Uribe, L.F. Uriza; Bogotà/CO



- 3105.5 Efficacy and patency of primary hepatic vein stenting for hepatic venous outflow obstruction after living donor liver transplantation
U.B. Jeon¹, J.H. Park¹, J.Y. Jang¹, C.W. Chu¹, C.W. Kim², S.C. Lee²; ¹Yongsan/KR, ²Busan/KR
- 3105.6 Transjugular and percutaneous liver biopsy in a liver transplant unit: assessment of practice and financial implications
S. Quigley, M. Sehmhi, D. Doufexi, C. Mak, L. Schoutens, N. Woodward, D. Yu, A. Goode, A.M. Papadopolou, N. Davies, R. Westbrook; London/UK

17:30-18:30, Room 3-A

Free Paper Session

FP 3106 Kidney and ureter

TUE

Moderators: *P.E. Andersen (Odense/DK), G. Soulez (Montreal, QC/CA)*

- 3106.1 Primary aldosteronism: what is the value of adrenal venous sampling when the right adrenal vein samplings are missing?
R. Blanchette, J.-P. Mailhot, G. Soulez, M. Chagnon, P. Gilbert, V.L. Oliva, M.-F. Giroux, I. Bourdeau, A. Lacroix, E. Therasse; Montreal, QC/CA
- 3106.2 Lowering iodinated contrast concentration in infrainguinal endovascular interventions: a three-armed randomized controlled non-inferiority trial
S. Jens¹, S.M. Schreuder¹, D.W. De Boo¹, L.C. van Dijk¹, H. van Overhagen², S. Bipat¹, M.J.W. Koelemay¹, J.A. Reekers¹; ¹Amsterdam/NL, ²The Hague/NL

- 3104.7 An update on VIVO-EU, a prospective study of the Zilver vena venous stent in the treatment of symptomatic iliofemoral venous outflow obstruction
G.J. O'Sullivan¹, J.A. McCann-Brown², for the VIVO-EU Investigators; ¹Galway/IE, ²West Lafayette, IN/US

17:30-18:30, Room 5.B


Free Paper Session

FP 3105 IR in liver transplant

Moderators: *N. Goldberg (Jerusalem/IL), J.H. Peregrin (Prague/CZ)*

- 3105.1 Locoregional therapies in hepatocellular carcinoma before liver transplant: a retrospective study
M.L. Correia¹, F. Veloso Gomes, T. Bilhim, E. Coimbra; Lisbon/PT

- 3105.2 Comparison of software-assisted colometry with conventional CT volumetry in pre-operative calculation of future liver remnant (FLR) in patients undergoing liver resection: is it a reliable tool?
S.S. Kulkarni, N.S. Shetty, A.M. Poinaya, S.S. Patil, A. Janu, V.N. Bakare, A. Kumar, M. Goel, S.V. Shrikhande, M.H. Thakur; Mumbai/IN

-  **3105.3 Identification of cofactors influencing hypertrophy of the future liver remnant after portal vein embolization: the effect of newly developing portal collaterals on embolized liver volume**
M. Zeile, G.A. Stavrou, A. Bakal, J.E. Volkmer, P. Dautel, J. Hoeltje, A. Stang, K.J. Oldhafer, R. Bruening; Hamburg/DE

- 3105.4 Long-term outcomes of percutaneous transhepatic balloon angioplasty with stent deployment for portal vein stenosis after liver transplantation
H.D. Jung¹, N.Y. Yim¹, H.O. Kim¹, Y.J. Kang¹, N.K. Chang²; ¹Gwangju/KR, ²Iksan/KR

TUE



3106.3 Remote ischemic preconditioning to reduce contrast-induced nephropathy: a randomized controlled trial

*T. Sterenborg*¹, *T. Menting*¹, *Y. de Waal*¹,
*R. Donders*¹, *K. Wever*¹, *L. Suzan*²,
*D. van der Vliet*¹, *J. Wetzels*¹, *L.J. Schultze Kool*¹,
*M. Warlé*¹; ¹Nijmegen/NL; ²Doetinchem/NL

3106.4 The use of covered self-expanding metallic stents in recurrent ureteric stenosis in renal transplant patients: initial experience

S. Modj, *R. Vander Wal*, *T. Cabrera*,
L.-M.N.J. Boucher, *K. Muchantef*, *C. Torres*,
D.A. Valenti; *Montreal, QC/CA*

3106.5 Retrospective review of outcomes in 491 percutaneous nephrolithotomy for staghorn calculi

P. Dalvie, *S. Nakada*, *K. Karaoglu*, *S. Hedican*,
S. Best, *M. Wojtowycz*, *J. McDermott*;
Madison, WI/US

3106.6 Safety and efficacy of renal cryoablation for small renal masses: midterm follow-up

J. Zechlinski, *K. Cicuto*, *S. Dybul*, *W.S. Rilling*,
S.M. Tutton, *P. Langenstroer*,
E.J. Hohenwalter; *Milwaukee, WI/US*

17:30-18:30, Room 3.B

Free Paper Session

FP 3107 Portal vein (TIPS)

*Moderators: A. Denys (Lausanne/CH),
P.E. Huppert (Darmstadt/DE)*

3107.1 A real-time three-dimensional ultrasound user interface for TIPS: lessons learned

*C. Klink*¹, *C. Cuijpers*², *E. Varga*¹, *J. Banerjee*¹,
*Y. Song*², *A. Moelker*¹, *T. van Walsum*¹;
¹Rotterdam/NL; ²Delft/NL

TUE

3107.2 Transjugular intrahepatic portosystemic shunt (TIPS) creation in patients with partial portal vein thrombosis is well tolerated: a retrospective, multi-center analysis

*J. Merola*¹, *S. Amirbekian*¹, *B. Fortune*¹,
*N.A. Chaudhary*², *M.I. Rodriguez-Davalos*¹,
*R. Avayagati*¹, *H.W. Charles*², *L.W. Teperman*²,
*S. Sigal*¹; ¹New Haven, CT/US; ²New York, NY/US



3107.3 Single-centre experience of extending indications for percutaneous intra-portal islet auto-transplantation (PIPIAT) after pancreatic surgery to prevent type 1 diabetes (T1D): feasibility, technical aspects, complications, and clinical outcome

C. Sallemi, *M. Venturini*, *L. Piemonti*,
G. Balzano, *P. Maffi*, *A. Del Maschio*,
F. De Cobelli; *Milano/IT*

3107.4 TIPS in uncontrolled variceal haemorrhage: place for a parallel approach?

H. Mehizad, *N. Rajoriya*, *D. Tripathi*;
Birmingham/UK

3107.5 Passive expansion of submaximally dilated transjugular intrahepatic portosystemic shunts and assessment of clinical outcomes

M. Hsu, *C.N. Weber*, *G.J. Nadolski*;
Philadelphia, PA/US

3107.6 Patient radiation dose reduction during transjugular intrahepatic portosystemic shunt (TIPS) implantation using Philips Allura Clarity

C. Spink, *M. Grass*, *T. Schmidt*, *A. Koops*,
G. Adam; *Hamburg/DE*

Wednesday, September 30

08:30-09:30, Auditorium 6

Special Session

SS 3201 Venous Forum IV: Portal hypertension

Moderators: S. Punamiya (Singapore/SG),
O.M. van Delden (Amsterdam/NL)

- 3201.1 TIPS for refractory ascites and variceal bleeding
É. Coimbra (Lisbon/PT)
- 3201.2 Percutaneous treatment options in portal vein thrombosis
A. Krajina (Hradec Kralové/CZ)
- 3201.3 Percutaneous management of Budd-Chiari syndrome
I.K. Tesdal (Friedrichshafen/DE)
- 3201.4 BRTO – why, when and how?
K. Kichikawa (Nara/JP)

08:30-09:30, Auditorium 8

Special Session

SS 3202 State-of-the-art biliary and pancreatic malignancy treatment

Moderators: A. Bloom (Jerusalem/IL),
V. Válek (Brno/CZ)

- 3202.1 Intrahepatic cholangiocarcinoma: interventional treatments
W.S. Rilling (Milwaukee, WI/US)
- 3202.2 Hilar cholangiocarcinoma: palliation strategies
T. Anđrašić (Brno/CZ)
- 3202.3 IRE for pancreatic tumours: the evidence
A. Nilsson (Uppsala/SE)
- 3202.4 HIFU for pancreatic tumours: the evidence
F. Orsi (Milan/IT)

WED

CURSE

17:30-18:30, Room 1.15

Free Paper Session

FP 3108 Miscellaneous

Moderators: R.H. Portugaller (Graz/AT),
P. Reimer (Karlsruhe/DE)

- 3108.1 Comparison of rate of secondary procedures for "push"- versus "pull"-type gastrostomy tubes
K.B. Quencer, H.R. Mojibian, I. Latick, J. Pollak, M. Arici; New Haven, CT/US
- 3108.2 Radiological removal of „buried bumper“ flanged gastrostomy tubes
W. Sprenger De Rover¹, P. Thurnley², J.C. Jablaj¹; ¹Nottingham/UK, ²Derby/UK
- 3108.3 Severe gastrointestinal bleeding: a national confidential enquiry into the quality of care in patients requiring blood transfusion of 4 or more units
S.J. McPherson, N. Smith, M. Sinclair; London/UK
- 3108.4 World's first interventional technique to restore vein valve function
J.C. Ragg; Berlin/DE
- 3108.5 Hystero-graphic IR IUCD retrieval ± reinsertion procedure is an effective alternative outpatient procedure for women whose IUCD strings are retracted
L.M.G. Kelly, R.O. Okumu; Waterford/IE
- 3108.6 Percutaneous long bone cementoplasty for palliation of malignant lesions of the limbs: a systematic review
R.L. Cazzato¹, J. Palussière², X. Buy², R.F. Grasso³, V. Pedicini⁴, D. Porettr⁵, L. Balzarini⁶, E. Lanza⁷; ¹Rome/IT, ²Bordeaux/FR, ³Milan/IT



TUE

08:30-09:30, Auditorium 2
Special Session

SS 3203 How to deliver high-quality IR services

Moderators: *M.J. Lee (Dublin/IE),
S.J. McPherson (Leeds/UK)*

- 3203.1 IR as clinical speciality
D.K. Tsetis (Iraklion/GR)
- 3203.2 Provision of IR: requirements
R. Uberoi (Oxford/UK)
- 3203.3 24/7 access to IR services
A.M. Al-Kutoubi (Beirut/LB)
- 3203.4 Efficient workforce planning
G. Mühlenbruch (Würselen/DE)

10:00-11:00, Auditorium 6
Special Session

SS 3301 State-of-the-art pedal angioplasty

Moderators: *M. Das (Maastricht/NL),
H. Lindgren (Helsingborg/SE)*

- 3301.1 Current evidence
H.J. Manninen (Kuopio/FI)
- 3301.2 Access routes and technical considerations
M.G. Manzi (Abano Terme/IT)
- 3301.3 Procedural complications and their management
L.M. Palena (Abano Terme/IT)
- 3301.4 Special considerations in the diabetic patient
J.C. van den Berg (Lugano/CH)

WED

10:00-11:00, Auditorium 8
Special Session

SS 3302 Lung metastases: facts and controversies

Moderators: *A. Gillams (London/UK),
W. Prevoo (Amsterdam/NL)*

- 3302.1 Patient triage for lung metastases: where is the evidence?
J. Palussière (Bordeaux/FR)
- 3302.2 Ablation of lung tumours: present and future
J.-Y. Gaubert (Marseille/FR)
- 3302.3 Radiation therapy for lung tumours: with or without ablation?
M.D. Piroth (Wuppertal/DE)
- 3302.4 Treatment options and cost effectiveness
A.H. Mahnken (Marburg/DE)

10:00-11:00, Auditorium 2
Interactive Case Session

ICS 3303 Complex venous interventions

- 3303.1 *B. Gebauer (Berlin/DE)*
- 3303.2 *G.A. Maleux (Leuven/BE)*

e-voting

WED