



AO Brotzu

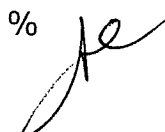
Determinazione del Responsabile Ufficio Formazione n° 1486 del 14 LUG. 2017

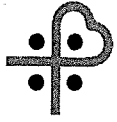
Oggetto: Aggiornamento obbligatorio, Dirigente Medico, Dott.ssa Orofino Maria Grazia

Publicata all'Albo Pretorio dell'Azienda Ospedaliera a partire dal 14 LUG. 2017 per 15 giorni consecutivi e posta a disposizione per la consultazione.

Il Responsabile dell'Ufficio Formazione

- Visto** il D. Lgs. n. 502/92 e successive modificazioni ed integrazioni;
- Viste** le Leggi Regionali n. 10/2006 e n. 05/2007;
- Vista** la Deliberazione n. 263 del 04.03.2015, con la quale il Commissario Straordinario ha autorizzato il Responsabile dell'Ufficio Formazione Dott. Andrea Corrias, a predisporre le Determinazioni;
- Vista** la comunicazione Prot. n° 6542 del 10.07.2017, con la quale il Direttore del P.O. Cao ha fatto richiesta di comando obbligatorio per aggiornamento, in favore della Dott.ssa Maria Grazia Orofino;
- Ritenuto** di dover autorizzare la partecipazione della Dott.ssa Maria Grazia Orofino al Congresso: "International Meeting on Childhood mds an saa" che si terrà a Roma dal 28.09.2017 al 30.09.2017, per un importo presunto complessivo di € 916.00 (novecentosedici euro) come da documentazione allegata per farne parte integrale e sostanziale;
- Considerato** che tale spesa ricadrà sul Fondo per l'aggiornamento obbligatorio della Dirigenza Medica – P.O. Cao - fondi anno 2017, di cui risulta verificata la copertura finanziaria e che la liquidazione dei costi sostenuti dovrà essere effettuata previa trasmissione a cura Dott.ssa Maria Grazia Orofino ai competenti Uffici della documentazione giustificativa, di una relazione sull'aggiornamento e dell'Attestato di partecipazione al Congresso;

% 



AO Brotzu

Segue determinazione n. 1486 del 14 LUG. 2017

DETERMINA

Per i motivi esposti in premessa:

1. Autorizzare la partecipazione della Dott.ssa Maria Grazia Orofino al Congresso: "International Meeting on Childhood MDS AN SAA" che si terrà a Roma dal 28.09.2017 al 30.09.2017.
2. Dare atto che l'importo complessivo presunto di € 916.00 (novecentosedici euro) ricadrà sul Fondo per l'aggiornamento obbligatorio della Dirigenza Medica – P.O. Cao - fondi anno 2017, di cui risulta verificata la copertura finanziaria.
3. Disporre che la liquidazione dei costi sostenuti dalla Dott.ssa Maria Grazia Orofino venga effettuata previa trasmissione ai competenti Uffici della documentazione giustificativa, di una relazione sull'aggiornamento e dell'Attestato di partecipazione al Convegno.
4. Trasmettere la presente determinazione al Direttore della S.C. del Personale per i conseguenti adempimenti.

Il Responsabile dell'Ufficio Formazione
Dott. Andrea Corrias

Prot. n. NP/65⁴² del 10.07.2017

Al Sig. Direttore Generale
Al Responsabile Ufficio Formazione
Azienda Ospedaliera Brotzu

Oggetto: Richiesta Aggiornamento Obbligatorio

Si chiede che venga concesso alla/al Sig.ra/Sig. e/o alla/al Dott.ssa/Dott. MARIA GRAZIA OROFINO
dipendente di codesta Azienda con la qualifica di RESPONSABILE SSD CTAO PEDIATRICO DIRIGENTE
in servizio presso: Struttura SSD OSPEDALE MICROCITEMICO MEDICO
afferrente al Dipartimento di _____

di partecipare

a titolo di aggiornamento **Obbligatorio** e in considerazione dell'importanza degli argomenti trattati, al seguente evento:

Corso teorico Corso teorico/pratico Congresso Convegno Seminario Frequenza in altre Strutture Altro

Titolo dell'evento:

INTERNATIONAL MEETING ON CHILDHOOD MDS AN SAA
AIEOP: EWOG-SAA

Che si terrà a ROMA dal giorno 28-09-17 al giorno 30-09-17

La spesa prevista:

- o Iscrizione € 400
- o Viaggio € 130
- o Vitto € /
- o Pernottamento € 386

Spesa Totale Complessiva € 916

Motivazione scientifica e professionale della richiesta:

AGGIORNAMENTO SCIENTIFICO INTERNAZIONALE SULLE RECENTISSIME NOVITA'
IN TERMINI DI PATOLOGIE ONCOEMATOLOGICHE PEDIATRICHE: MIELODIPLASIE
APLASIE MIDOLLARI: IMMUNOTERAPIE, TRAPIANTI.

Cordiali Saluti
Relazione

Si allega: Programma

Partecipante

Maria Grazia Orofino

 AO Brotzu - Cagliari
P.O. PEDIATRICO MICROCITEMICO "A. CAO"
C.T.M.O.
748304 D.330 Maria Grazia Orofino

Firma del

Timbro e firma


Direttore di Struttura

Maria Grazia Orofino. SSD. CTAO PEDIATRICO. MICROCITEMICO

Timbro e firma

DIRETTORE SANITARIO
Direttore Medico di Presidio
SSD. Microcitemico
Dott. M. Corrias

Timbro e firma

Coordinatore di Struttura
(solo per il personale del Comparto)
 AO Brotzu - Cagliari
UFFICIO FORMAZIONE
Resp.: Dott. Andrea Corrias

Coordinatore Direzione Medica
(solo per il personale del Comparto)

Timbro e firma _____
Responsabile Ufficio Formazione

Azienda Ospedaliera Brotzu Piazzale A.Ricchi 1 09134 Cagliari P.IVA 02315520920 Ufficio Formazione Responsabile: Dott. Andrea Corrias Tel. Tel.070.539947/899/439 Fax: 070.539752 E-mail: ufficioformazione@aob.it



REGIONE AUTONOMA DELLA SARDEGNA
Azienda Ospedaliera Brotzu

Ufficio Formazione

Cagliari _____

Spett.le Segreteria Organizzativa

Oggetto: Partecipazione al corso di aggiornamento obbligatorio/facoltativo della/del Dott.ssa/Dott
e/o Sig.ra/Sig. MARIA GRAZIA OROFINO

Si comunica che la/il Dott.ssa/dott. e/o Sig.ra/Sig. MARIA GRAZIA OROFINO
dipendente di questa Azienda Ospedaliera, è stata/o autorizzata/o a partecipare in regime di Missione
per aggiornamento obbligatorio/facoltativo alla frequenza del:

↳ Corso teorico Corso teorico/pratico Congresso Convegno Seminario Meeting
<< INTERNATIONAL MEETING ON CHILDHOOD AIDS AN SAA >>

in programma ROMA

dal giorno 28-07-2017 al giorno 30-07-2017

Si chiede pertanto che la fatturazione (fattura non quietanza) della quota d'iscrizione sia intestata
all'Azienda Ospedaliera G. Brotzu, P.le Ricchi 1, 09134 Cagliari – P. IVA 02315520920 e sia
emessa senza l'imposta sul valore aggiunto in base al DPR 633/72 e alla L. 537/93 art. 14 comma
10. Codice univoco FIEFE2

Cordiale saluti

Il Responsabile Ufficio Formazione
Azienda Ospedaliera Brotzu Cagliari

UFFICIO FORMAZIONE
Dott. Andrea Corrias
Resp. Dott. Andrea Corrias

International Meeting on Childhood MDS and SAA

(EWOG-MDS/SAA)



ROMA EVENTI FONTANA DI TREVI

Piazza della Pilotta - Roma

28-30 SEPTEMBER 2017

President of the meeting: Prof. Franco Locatelli

Scientific committee: R. De Vito, S. Fenu, K. Girardi, H. Hasle, F. Locatelli, C. Niemeyer, R. Masetti,
P. Merli, J. Stary, B. Strahm, L. Strocchio, M. van den Heuvel

RATIONALE

Childhood myelodysplastic syndromes (MDS) represent a heterogeneous group of rare hematologic disorders (5% of all hematopoietic neoplasms of pediatric age), with distinct subtypes defined by cytogenetics, number of affected lineages, severity of cytopenia, cellular dysplastic morphology, and blast counts.

Underlying genetic predisposition is recognized with increasing frequency in these patients. Extensive next-generation genetic characterization has been recently investigated in childhood MDS, allowing a new diagnostic approach and genetic risk factor stratification. Allogeneic hematopoietic stem cell transplantation (HSCT) offers the potential to cure many patients with MDS. Nowadays, new therapeutic options, including demethylating agents and immunotherapy, are under investigation. In the future, treatment strategy will be tailored based on more refined prognostic factors and molecular findings may help in this setting.

Severe Aplastic Anemia (SAA), the paradigm of bone marrow failure syndrome, is a rare disorder, in which major advancements in therapy have been obtained through the application of immunosuppressive therapy and allogeneic HSCT.

The meeting will address all the relevant biological clinical aspects of childhood MDS and SAA, focusing on new insights on diagnosis, prognosis, and management of these diseases, as well as on the newest results in basic and translational research. Recognized, outstanding international leaders will deliver the main lectures, but also high-level research talks selected from the best abstracts submitted by attendees will be presented.

12.30 | 13.30 Registration open

13.30 | 14.00 Opening remarks - **F. Locatelli, M. van den Heuvel, B. Strahm**

SESSION I - BIOLOGY OF JMML

CHAIRMEN: **F. Locatelli, J. Stary**

14.00 | 14.20 RASopathies - **M. Tartaglia**

14.20 | 14.40 The genomic landscape of JMML - **M. Loh**

14.40 | 15.00 Epigenetic subclasses in JMML: the development - **D. Lipka**

15.00 | 15.20 Epigenetic subclasses in JMML: clinical implications - **C. Flotho**

15.20 | 15.40 MicroRNA and JMML - **A. Bertina**

15.40 | 16.00 PDX model in JMML: a strategy for improving both comprehension of pathophysiology and treatment? - **R. Chan**

16.00 | 16.30 Discussion

16.30 | 17.00 Coffee break

SESSION II - ORAL SESSION WITH SELECTED COMMUNICATIONS ON JMML

CHAIRMEN: **J. Sevilla, S. Bresolin**

17.00 | 18.45 (the list of the 6 selected abstracts will be available on July 10, 2017)

Friday - 29 September 2017

SESSION III - MYELOID MALIGNANCIES PREDISPOSITION SYNDROMES/GENES

CHAIRMEN: B. Dallapiccola, H. Hasle

- 09.00 | 09.25** Overview on familial MDS - **A. Brown**
- 09.25 | 09.45** Chromosomal aberrations predicting clonal evolution in Fanconi Anemia - **C. Kratz**
- 09.45 | 10.05** Games of clones in congenital neutropenia - **I. P. Touw**
- 10.05 | 10.25** GATA-2 and more in childhood MDS - **M. Wlodarski**
- 10.25 | 10.45** Discussion
- 10.45 | 11.15** Coffee break

SESSION IV - ORAL SESSION WITH SELECTED COMMUNICATIONS ON CHILDHOOD MDS and SAA

CHAIRMEN: A. Yoshimi, F. Fagioli

- 11.15 | 12.45** (the list of the 6 selected abstracts will be available on July 10, 2017)
- 12.45 | 14.00** Light Lunch

SESSION V - APLASTIC ANEMIA: BIOLOGY AND THERAPY

CHAIRMEN: O. Smith, B. Strahm

- 14.00 | 14.25** Aplastic anemia and clonal evolution: risk factors - **S. Ogawa**
- 14.25 | 14.45** PNH and aplastic anemia: friend or foe? - **A. Risitano**
- 14.45 | 15.05** Telomeropathies - **I. Dokal**
- 15.05 | 15.30** Eltrombopag for low-risk MDS and SAA - **N. Young**
- 15.30 | 15.45** Discussion
- 15.45 | 16.15** Coffee break

Friday - 29 September 2017

SESSION VI - ADVANCES IN DIAGNOSIS OF MDS

CHAIRMEN: R. De Vito, M. Schmugge

- 16.15 | 16.35** Does morphology still have a role in the diagnosis of MDS? - L. Saft
16.35 | 16.55 The role of flow-cytometry in the diagnosis of MDS - A. Orfao
16.55 | 17.15 Why I support WHO Classification of childhood MDS - I. Baumann
17.15 | 17.35 What the WHO Classification of adult MDS can teach to pediatricians
M. Della Porta
17.35 | 18.00 Discussion
-

Saturday - 30 September 2017

SESSION VII - CYTOGENETIC/MOLECULAR DIAGNOSIS AND BIOLOGY OF MDS

CHAIRMEN: B. Schlegelberger, M. Dworzack

- 08.30 | 08.50** What is new in cytogenetics - C. Mecucci
08.50 | 09.10 What NGS can offer in the diagnosis of childhood MDS - J. Maciejewsky
09.10 | 09.30 How I can avoid misdiagnosis of inherited BMF syndrome - A. Shimamura
09.30 | 09.50 The role of microenvironment in MDS - W. E. Fibbe
09.50 | 10.15 Discussion
10.15 | 10.30 Coffee break
-

SESSION VIII - TREATMENT OF MDS AND JMML

CHAIRMEN: R. Masetti, B. de Moerloose

- 10.30 | 10.50** 5-Azacitidine for treatment of patients with MDS and JMML
M. van den Heuvel
10.50 | 11.10 How I prevent and treat fungal infections in MDS - C. Girmenia

Saturday - 30 September 2017

- 11.10 | 11.30** Tailoring the concept of HSCT in JMML in times of 5-azacitidine and genetic profiling - **C. Niemeyer**
- 11.30 | 11.50** How I Treat MDS and AML in Fanconi Anemia - **R. Peffault de Latour**
- 11.50 | 12.10** How I diagnose and treat therapy-related AML - **M. T. Voso**
- 12.10 | 12.30** CAR T Cell Immunotherapy for Myeloid Malignancies - **C. Quintarelli**
- 12.30 | 13.00** Discussion
- 13.00 | 13.15** CME questionnaire
- 13.15 | 13.30** Closing remarks - **F. Locatelli, M. van den Heuvel, B. Strahm**

Faculty

<i>Irith Baumann</i>	<i>Henrik Hasle</i>	<i>Brigitte Schlegelberger</i>
<i>Alice Bertaina</i>	<i>Christian Kratz</i>	<i>Marcus Schmutge</i>
<i>Anna Brown</i>	<i>Daniel Lipka</i>	<i>Julian Sevilla</i>
<i>Silvia Bresolin</i>	<i>Franco Locatelli</i>	<i>Akiko Shimamura</i>
<i>Rebecca Chan</i>	<i>Mignon Loh</i>	<i>Owen Smith</i>
<i>Bruno Dallapiccola</i>	<i>Jaroslav Maciejewski</i>	<i>Jan Stary</i>
<i>Barbara De Moerloose</i>	<i>Riccardo Masetti</i>	<i>Brigitte Strahm</i>
<i>Rita De Vito</i>	<i>Cristina Mecucci</i>	<i>Marco Tartaglia</i>
<i>Matteo Della Porta</i>	<i>Charlotte Niemeyer</i>	<i>Ivo P. Touw</i>
<i>Inderjeet Dokal</i>	<i>Seishi Ogawa</i>	<i>Marry van den Heuvel</i>
<i>Michael Dworzack</i>	<i>Alberto Orfao</i>	<i>Maria Teresa Voso</i>
<i>Franca Fagioli</i>	<i>Regis Peffault De Latour</i>	<i>Marcin Wlrodaski</i>
<i>Wim E. Fibbe</i>	<i>Concetta Quintarelli</i>	<i>Ayami Yoshimi</i>
<i>Christian Flotho</i>	<i>Antonio Maria Risitano</i>	<i>Neal Young</i>
<i>Corrado Girmenia</i>	<i>Leonie Saft</i>	

CONGRESS VENUE • Roma Eventi Fontana di Trevi - Piazza della Pilotta - Roma

Situated in the heart of Rome, a short walk from The Quirinale and the Fontana di Trevi (Trevi Fountain), from which it gets its name, the Roma Eventi - Fontana di Trevi Conference Centre is the ideal venue for any event. Situated in the splendid Neoclassical palace chosen by Pope Benedict XV as the location for the Gregorian University and built by Guido Barluzzi in 1930, the Conference Centre extends over 1500 sqm and consists of 15 meeting rooms able to accommodate over 1000 participants.

Versatility, high quality services, international level standards and great professionalism all make the "ROMA EVENTI - FONTANA DI TREVI" the ideal location for Conferences, Seminars and Exhibitions.

How to reach the Venue

<http://www.roma-eventi.com/eng/fontana-di-trevi/business-centre-italy.html>

From 'ROME TERMINI STATION'

Duration of the Journey: 5 mins (public transport) - 20 mins (on foot) Distance: 2 km.

From the 'LEONARDO DA VINCI' INTERNATIONAL AIRPORT

Duration of the Journey: 40-45 mins (public transport or private car) Distance: 28 km.

Scientific Information

C.M.E. CONTINUING MEDICAL EDUCATION

Collage S.p.A. (Provider n. 309) has included the Meeting in the Educational Plan 2017.

C.M.E. ref.: 309-198192. The Congress will be suited for Physicians (Hematologists, Oncologists, Pediatricians, Biotechnologists), Biologists and provides 10.5 C.M.E. credits.

In order to obtain C.M.E. credits, participants must:

- attend the 90% of the Meeting (28-29-30 September)
- Fill-in the CME evaluation questionnaire (credits will be granted to those who will answer 75% correctly)
- belong to the credited Medical Profession and Specializations related to this Meeting
- Submit the required documentation, sign in and sign out at the registration desk at the beginning/end of the Congress.

C.M.E. CERTIFICATION

The certificate of attendance with the number of C.M.E. assigned credits can be downloaded after 91 days from the date of the Meeting directly through the website [www.collage-spa.it/sezione congressi ecm / corsi ecm /](http://www.collage-spa.it/sezione_congressi_ecm_corsi_ecm/) select the year and the title of the Event / digit your fiscal code and download your certification.

CERTIFICATE OF ATTENDANCE

Certificate of attendance will be issued at the registration desk at the end of the Meeting.

REGISTRATION FEE

It includes: attendance at the scientific sessions, coffee breaks and buffet lunches as indicated in the scientific program, congress badge, congress kit, Social Dinner on September 29, 2017

Delegates: € 400,00 (22% VAT not included)

Students/Trainees*: € 300,00 (22% VAT not included)

* In order to benefit from the special fee, the delegate is asked to submit the status confirmation (approval letter signed by the Head of Department) at the Registration Desk

Please confirm your participation to the Organizing Secretariat by registering online at [www.collage-spa.it /congressi-corsi/](http://www.collage-spa.it/congressi-corsi/) by July 25, 2017.

CALL FOR ABSTRACTS

All abstract submissions must be made electronically through Collage's online abstract submission system.

- The site opens on May 25, and the abstract submission deadline is June 26, 2017, 16:00 (GMT). (extended deadline to July 5)
- A Scientific Committee will score the contributions and the Authors will be notified about the abstract acceptance by July 14.
- The best accepted abstracts will be presented during the oral sessions of the meeting (10 minutes for presentation plus 2 for discussion), while the other accepted contributions will be presented as posters.

Please note: All presenters must register at the time of confirming their acceptance of the contribution and pay the conference registration fee.

Please visit www.collage-spa.it/congressi-corsi/ for abstracts guidelines and submission.

PAYMENTS

Payments will be possible exclusively by bank transfer to Collage S.p.A. account:

IBAN: IT77 V010 0504 6010 0000 0000712

BIC: BNLIITRRXXX

Please note: That your registration will only be valid when full payment is received by the administrative office.

Payment done by bank transfer must be certified with the copy of the receipt of the bank to be uploaded in the registration form or sent to e-mail to giusy.ventura@collage-spa.it

OFFICIAL LANGUAGE

The official language of the Meeting will be English. No simultaneous translation will be provided.

Provider & Organizing Secretariat

COLLAGE S.p.A.

Via U. Giordano, 37/A - 90144 Palermo (Italy) - Tel. +39 091 6867.401 - Fax +39 091 9889354
e-mail: giusy.ventura@collage-spa.it - web: www.collage-spa.it

Congress venue

EWOG-MDS

EWOG-SAA

Roma Eventi Fontana di Trevi - Piazza della Pilotta - Roma
Situating in the heart of Rome, a short walk from The Quirinale and the Fontana di Trevi (Trevi Fountain), from which it gets its name, the Roma Eventi - Fontana di Trevi Conference Centre is the ideal venue for any event. Situated in the splendid Neoclassical palace chosen by Pope Benedict XVI as the location for the Gregorian University and built by Guido Barluzzi in 1930, the Conference Centre extends over 1500 sqm and consists of 15 meeting rooms able to accommodate over 1000 participants.

Versatility, high quality services, international level standards and great professionalism all make the "ROMA EVENTI - FONTANA DI TREVI" the ideal location for Conferences, Seminars and Exhibitions.

How to reach the Venue

<http://www.roma-eventi.com/eng/fontana-di-trevi/business-centre-italy.html>

FROM 'ROME TERMINI STATION'

Duration of the Journey: 5 mins (public transport) - 20 mins (on foot)
Distance: 2 km.

FROM THE 'LEONARDO DA VINCI' INTERNATIONAL AIRPORT

Duration of the Journey: 40-45 mins (public transport or private car)
Distance: 28 km.

EWOG 2017



ROMA EVENTI FONTANA DI TREVI

Roma

28.30 SEPTEMBER 2017

FIRST ANNOUNCEMENT

Provider & Organizing Secretariat

COLLAGE s.p.a.

Via U. Giordano, 37/A - 90144 Palermo (Italy) - Tel. +39 091 6867.401 - Fax +39 091 9889354
e-mail: gius.ventura@collage-spa.it - web: www.collage-spa.it

Prof. Franco Locatelli, President of the meeting

MAIN

1. Advances in diagnosis of MDS

- Does morphology still have a role in the diagnosis of MDS?
- The role of flow-cytometry in the diagnosis of MDS
- Why I support WHO Classification of childhood MDS
- Why I think WHO Classification is still imperfect for childhood MDS
- What the WHO Classification of adult MDS can teach to pediatricians

2. Cytogenetic/Molecular diagnosis and biology of MDS

- What is new in cytogenetics
- What NGS can offer in the diagnosis of childhood MDS
- How I can avoid misdiagnosis of inherited BMF syndrome
- The role of microenvironment in MDS

3. Myeloid malignancies predisposition syndromes/genes

- Overview on familial MDS
- Chromosomal aberrations predicting clonal evolution in Fanconi Anemia
- Games of clones in congenital neutropenia
- GATA-2 and more in childhood MDS....

4. Aplastic Anemia

- Somatic mutation in SAA
- Aplastic anemia and clonal evolution: risk factors
- Apoptosis and stem cells
- EPN and aplastic anemia: friend or foe?
- Telomeropathies

5. Biology of JMML

- RA/Sopathies
- The genomic landscape of JMML
- Epigenetic subclasses in JMML: the development
- Epigenetic subclasses in JMML: clinical implications
- microRNA and JMML
- PDX model in JMML: a strategy for improving both comprehension of pathophysiology and treatment?

6. Treatment

- 5-Azacitidine for treatment of patients with MDS and JMML
- How I prevent and treat infections in MDS
- Eltrombopag for low-risk MDS and SAA
- Do we have to tailor HSCT strategy on the basis of genetic lesions in JMML?
- How I Treat MDS and AML in Fanconi Anemia
- How I diagnose and treat therapy-related AML
- CAR T Cell Immunotherapy for Myeloid Malignancies